

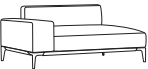



※表示価格は日本国内のみ有効です。

ERA

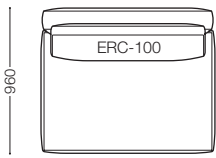
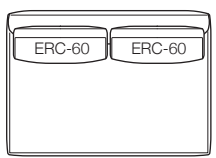
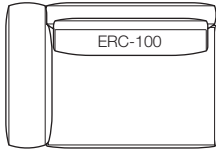
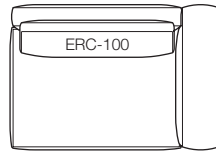
エラ
Design : C.O.D. / シー・オー・ディー



| 品名 / サイズ | 品番 | 価格 ¥ [本体価格 (税込価格)] | | | | | | | | | |
|---|-----------------------------------|-----------------------------|-----------------------------|-----------------------------|-----------------------------|-----------------------------|-------------------------------|---------------------------------|---------------------------------|---------------------------------|----|
| | | nude | F2 | F3 | F4 | F5 | F6 | L1 | L2 | L3 | L4 |
| 115 アームレスソファ  | ERA-115N(MGY.MBE) (ヌード) | 459,000 (504,900) | | | | | | | | | |
| | ERA-115FCV(フレームカバー) | 14,000 (15,400) | 17,000 (18,700) | 19,000 (20,900) | 21,000 (23,100) | 23,000 (25,300) | 37,000 (40,700) | 48,000 (52,800) | 71,000 (78,100) | 80,000 (88,000) | |
| | ERA-115CV (カバー) | 52,000 (57,200) | 71,000 (78,100) | 84,000 (92,400) | 94,000 (103,400) | 103,000 (113,300) | 198,000 (217,800) | 270,000 (297,000) | 427,000 (469,700) | 480,000 (528,000) | |
| | ERA-115N(MGY.MBE)+115FCV+115CV | 525,000 (577,500) | 547,000 (601,700) | 562,000 (618,200) | 574,000 (631,400) | 585,000 (643,500) | 694,000 (763,400) | 777,000 (854,700) | 957,000 (1,052,700) | 1,019,000 (1,120,900) | |
| | クッションセット価格例 | 591,000 (650,100) | 621,000 (683,100) | 642,000 (706,200) | 659,000 (724,900) | 674,000 (741,400) | 823,000 (905,300) | 936,000 (1,029,600) | 1,183,000 (1,301,300) | 1,267,000 (1,393,700) | |
| W.1150 D.960 H.630 SH.390 | | | | | | | | | | | |
| 135 アームレスソファ  | ERA-135N(MGY.MBE) (ヌード) | 485,000 (533,500) | | | | | | | | | |
| | ERA-135FCV(フレームカバー) | 15,000 (16,500) | 18,000 (19,800) | 21,000 (23,100) | 23,000 (25,300) | 24,000 (26,400) | 38,000 (41,800) | 49,000 (53,900) | 72,000 (79,200) | 81,000 (89,100) | |
| | ERA-135CV (カバー) | 64,000 (70,400) | 90,000 (99,000) | 106,000 (116,600) | 120,000 (132,000) | 134,000 (147,400) | 253,000 (278,300) | 347,000 (381,700) | 559,000 (614,900) | 630,000 (693,000) | |
| | ERA-135N(MGY.MBE)+135FCV+135CV | 564,000 (620,400) | 593,000 (652,300) | 612,000 (673,200) | 628,000 (690,800) | 643,000 (707,300) | 776,000 (853,600) | 881,000 (969,100) | 1,116,000 (1,227,600) | 1,196,000 (1,315,600) | |
| | クッションセット価格例 | 676,000 (743,600) | 713,000 (784,300) | 738,000 (811,800) | 758,000 (833,800) | 789,000 (867,900) | 944,000 (1,038,400) | 1,083,000 (1,191,300) | 1,380,000 (1,518,000) | 1,486,000 (1,634,600) | |
| W.1350 D.960 H.630 SH.390 | | | | | | | | | | | |
| 140 左アームソファ  | ERA-140LN(MGY.MBE) (ヌード) | 526,000 (578,600) | | | | | | | | | |
| | ERA-140LFCV(フレームカバー) | 15,000 (16,500) | 18,000 (19,800) | 21,000 (23,100) | 23,000 (25,300) | 24,000 (26,400) | 38,000 (41,800) | 49,000 (53,900) | 72,000 (79,200) | 81,000 (89,100) | |
| | ERA-140LCV (カバー) | 69,000 (75,900) | 97,000 (106,700) | 112,000 (123,200) | 127,000 (139,700) | 140,000 (154,000) | 263,000 (289,300) | 355,000 (390,500) | 565,000 (621,500) | 633,000 (696,300) | |
| | ERA-140LN(MGY.MBE)+140LFCV+140LCV | 610,000 (671,000) | 641,000 (705,100) | 659,000 (724,900) | 676,000 (743,600) | 690,000 (759,000) | 827,000 (909,700) | 930,000 (1,023,000) | 1,163,000 (1,279,300) | 1,240,000 (1,364,000) | |
| | クッションセット価格例 | 676,000 (743,600) | 715,000 (786,500) | 739,000 (812,900) | 761,000 (837,100) | 779,000 (856,900) | 956,000 (1,051,600) | 1,089,000 (1,197,900) | 1,389,000 (1,527,900) | 1,488,000 (1,636,800) | |
| W.1400 D.960 H.630 SH.390 | | | | | | | | | | | |
| 140 右アームソファ  | ERA-140RN(MGY.MBE) (ヌード) | 526,000 (578,600) | | | | | | | | | |
| | ERA-140RFCV(フレームカバー) | 15,000 (16,500) | 18,000 (19,800) | 21,000 (23,100) | 23,000 (25,300) | 24,000 (26,400) | 38,000 (41,800) | 49,000 (53,900) | 72,000 (79,200) | 81,000 (89,100) | |
| | ERA-140RCV (カバー) | 69,000 (75,900) | 97,000 (106,700) | 112,000 (123,200) | 127,000 (139,700) | 140,000 (154,000) | 263,000 (289,300) | 355,000 (390,500) | 565,000 (621,500) | 633,000 (696,300) | |
| | ERA-140RN(MGY.MBE)+140RFCV+140RCV | 610,000 (671,000) | 641,000 (705,100) | 659,000 (724,900) | 676,000 (743,600) | 690,000 (759,000) | 827,000 (909,700) | 930,000 (1,023,000) | 1,163,000 (1,279,300) | 1,240,000 (1,364,000) | |
| | クッションセット価格例 | 676,000 (743,600) | 715,000 (786,500) | 739,000 (812,900) | 761,000 (837,100) | 779,000 (856,900) | 956,000 (1,051,600) | 1,089,000 (1,197,900) | 1,389,000 (1,527,900) | 1,488,000 (1,636,800) | |
| W.1400 D.960 H.630 SH.390 | | | | | | | | | | | |

- 不適合張り地がありますので、予めご了承下さい。
- 脚部はアルミ 粉体塗装 メタリックグレー(MGY)、アルミ 粉体塗装 メタリックベージュ(MBE)からお選び下さい。
- 製造納期5週間

ERA クッションガイド(クッションについてはP.9をご参照下さい。)

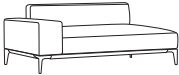
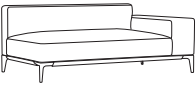
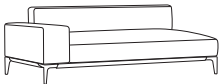
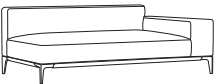
| ERA-115 | ERA-135 | ERA-140L | ERA-140R |
|---|--|---|--|
|  <p>ERC-100</p> <p>960</p> <p>1150</p> |  <p>ERC-60 ERC-60</p> <p>1350</p> |  <p>ERC-100</p> <p>1400</p> |  <p>ERC-100</p> <p>1400</p> |

※表示価格は日本国内のみ有効です。

ERA

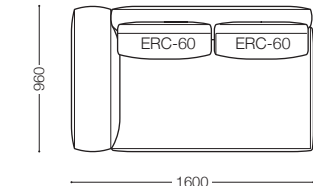
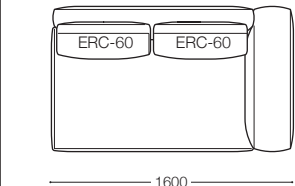
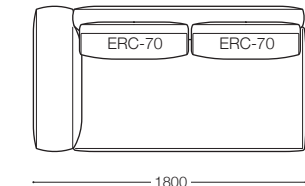
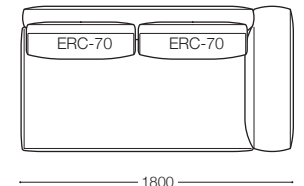
エラ
Design : C.O.D. / シー・オー・ディー



| 品名 / サイズ | 品番 | 価格 ¥ [本体価格 (税込価格)] | | | | | | | | | |
|---|--|----------------------|----------------------|----------------------|------------------------|------------------------|--------------------------|--------------------------|--------------------------|--------------------------|----|
| | | nude | F2 | F3 | F4 | F5 | F6 | L1 | L2 | L3 | L4 |
|  W.1600 D.960 H.630 SH.390 | ERA-160LN (MGY.MBE) (ヌード) | 556,000 (611,600) | | | | | | | | | |
| | ERA-160LFCV (フレームカバー) | 15,000 (16,500) | 18,000 (19,800) | 21,000 (23,100) | 23,000 (25,300) | 24,000 (26,400) | 40,000 (44,000) | 50,000 (55,000) | 73,000 (80,300) | 83,000 (91,300) | |
| | ERA-160LCV (カバー) | 74,000 (81,400) | 107,000 (117,700) | 126,000 (138,600) | 143,000 (157,300) | 157,000 (172,700) | 296,000 (325,600) | 404,000 (444,400) | 648,000 (712,800) | 728,000 (800,800) | |
| | ERA-160LN (MGY.MBE) + 160LFCV + 160LCV | 645,000 (709,500) | 681,000 (749,100) | 703,000 (773,300) | 722,000 (794,200) | 737,000 (810,700) | 892,000 (981,200) | 1,010,000 (1,111,000) | 1,277,000 (1,404,700) | 1,367,000 (1,503,700) | |
| | クッションセット価格例 | 757,000 (832,700) | 801,000 (881,100) | 829,000 (911,900) | 852,000 (937,200) | 883,000 (971,300) | 1,060,000 (1,166,000) | 1,212,000 (1,333,200) | 1,541,000 (1,695,100) | 1,657,000 (1,822,700) | |
|  W.1600 D.960 H.630 SH.390 | ERA-160RN (MGY.MBE) (ヌード) | 556,000 (611,600) | | | | | | | | | |
| | ERA-160RFCV (フレームカバー) | 15,000 (16,500) | 18,000 (19,800) | 21,000 (23,100) | 23,000 (25,300) | 24,000 (26,400) | 40,000 (44,000) | 50,000 (55,000) | 73,000 (80,300) | 83,000 (91,300) | |
| | ERA-160RCV (カバー) | 74,000 (81,400) | 107,000 (117,700) | 126,000 (138,600) | 143,000 (157,300) | 157,000 (172,700) | 296,000 (325,600) | 404,000 (444,400) | 648,000 (712,800) | 728,000 (800,800) | |
| | ERA-160RN (MGY.MBE) + 160RFCV + 160RCV | 645,000 (709,500) | 681,000 (749,100) | 703,000 (773,300) | 722,000 (794,200) | 737,000 (810,700) | 892,000 (981,200) | 1,010,000 (1,111,000) | 1,277,000 (1,404,700) | 1,367,000 (1,503,700) | |
| | クッションセット価格例 | 757,000 (832,700) | 801,000 (881,100) | 829,000 (911,900) | 852,000 (937,200) | 883,000 (971,300) | 1,060,000 (1,166,000) | 1,212,000 (1,333,200) | 1,541,000 (1,695,100) | 1,657,000 (1,822,700) | |
|  W.1800 D.960 H.630 SH.390 | ERA-180LN (MGY.MBE) (ヌード) | 592,000 (651,200) | | | | | | | | | |
| | ERA-180LFCV (フレームカバー) | 18,000 (19,800) | 21,000 (23,100) | 24,000 (26,400) | 26,000 (28,600) | 27,000 (29,700) | 47,000 (51,700) | 59,000 (64,900) | 88,000 (96,800) | 97,000 (106,700) | |
| | ERA-180LCV (カバー) | 85,000 (93,500) | 121,000 (133,100) | 144,000 (158,400) | 164,000 (180,400) | 181,000 (199,100) | 345,000 (379,500) | 475,000 (522,500) | 766,000 (842,600) | 862,000 (948,200) | |
| | ERA-180LN (MGY.MBE) + 180LFCV + 180LCV | 695,000 (764,500) | 734,000 (807,400) | 760,000 (836,000) | 782,000 (860,200) | 800,000 (880,000) | 984,000 (1,082,400) | 1,126,000 (1,238,600) | 1,446,000 (1,590,600) | 1,551,000 (1,706,100) | |
| | クッションセット価格例 | 813,000 (894,300) | 858,000 (943,800) | 896,000 (985,600) | 928,000 (1,020,800) | 960,000 (1,056,000) | 1,202,000 (1,322,200) | 1,396,000 (1,535,600) | 1,832,000 (2,015,200) | 1,973,000 (2,170,300) | |
|  W.1800 D.960 H.630 SH.390 | ERA-180RN (MGY.MBE) (ヌード) | 592,000 (651,200) | | | | | | | | | |
| | ERA-180RFCV (フレームカバー) | 18,000 (19,800) | 21,000 (23,100) | 24,000 (26,400) | 26,000 (28,600) | 27,000 (29,700) | 47,000 (51,700) | 59,000 (64,900) | 88,000 (96,800) | 97,000 (106,700) | |
| | ERA-180RCV (カバー) | 85,000 (93,500) | 121,000 (133,100) | 144,000 (158,400) | 164,000 (180,400) | 181,000 (199,100) | 345,000 (379,500) | 475,000 (522,500) | 766,000 (842,600) | 862,000 (948,200) | |
| | ERA-180RN (MGY.MBE) + 180RFCV + 180RCV | 695,000 (764,500) | 734,000 (807,400) | 760,000 (836,000) | 782,000 (860,200) | 800,000 (880,000) | 984,000 (1,082,400) | 1,126,000 (1,238,600) | 1,446,000 (1,590,600) | 1,551,000 (1,706,100) | |
| | クッションセット価格例 | 813,000 (894,300) | 858,000 (943,800) | 896,000 (985,600) | 928,000 (1,020,800) | 960,000 (1,056,000) | 1,202,000 (1,322,200) | 1,396,000 (1,535,600) | 1,832,000 (2,015,200) | 1,973,000 (2,170,300) | |

- 不適合張り地がありますので、予めご了承下さい。
- 脚部はアルミ 粉体塗装 メタリックグレー (MGY)、アルミ 粉体塗装 メタリックベージュ (MBE) からお選び下さい。
- 製造納期5週間

ERA クッションガイド (クッションについてはP.9をご参照下さい。)



| ERA-160L | ERA-160R | ERA-180L | ERA-180R |
|--|---|--|---|
|  |  |  |  |

※表示価格は日本国内のみ有効です。

ERA

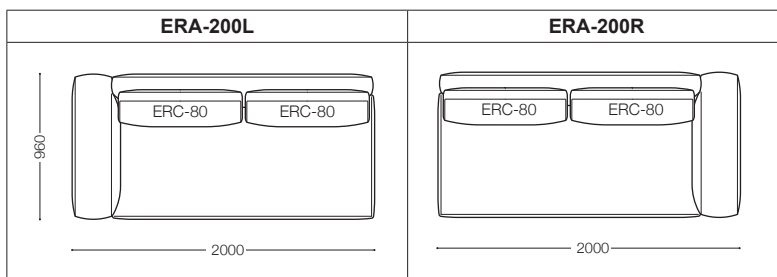
エラ
Design : C.O.D. / シー・オー・ディー



| 品名 / サイズ | 品番 | 価格 ¥ [本体価格 (税込価格)] | | | | | | | | | |
|---|---------------------------------------|-----------------------------|-------------------------------|-------------------------------|---------------------------------|---------------------------------|---------------------------------|---------------------------------|---------------------------------|---------------------------------|----|
| | | nude | F2 | F3 | F4 | F5 | F6 | L1 | L2 | L3 | L4 |
| 200 左アームソファ  W.2000 D.960 H.630 SH.390 | ERA-200LN(MGY.MBE) (ヌード) | 672,000 (739,200) | | | | | | | | | |
| | ERA-200LFCV (フレームカバー) | 19,000 (20,900) | 24,000 (26,400) | 26,000 (28,600) | 29,000 (31,900) | 32,000 (35,200) | 51,000 (56,100) | 67,000 (73,700) | 100,000 (110,000) | 112,000 (123,200) | |
| | ERA-200LCV (カバー) | 87,000 (95,700) | 124,000 (136,400) | 146,000 (160,600) | 166,000 (182,600) | 185,000 (203,500) | 349,000 (383,900) | 477,000 (524,700) | 768,000 (844,800) | 865,000 (951,500) | |
| | ERA-200LN(MGY.MBE) +200LFCV+200LCV | 778,000 (855,800) | 820,000 (902,000) | 844,000 (928,400) | 867,000 (953,700) | 889,000 (977,900) | 1,072,000 (1,179,200) | 1,216,000 (1,337,600) | 1,540,000 (1,694,000) | 1,649,000 (1,813,900) | |
| | クッションセット価格例 | 900,000 (990,000) | 948,000 (1,042,800) | 984,000 (1,082,400) | 1,017,000 (1,118,700) | 1,053,000 (1,158,300) | 1,294,000 (1,423,400) | 1,490,000 (1,639,000) | 1,930,000 (2,123,000) | 2,075,000 (2,282,500) | |
| 200 右アームソファ  W.2000 D.960 H.630 SH.390 | ERA-200RN(MGY.MBE) (ヌード) | 672,000 (739,200) | | | | | | | | | |
| | ERA-200RFCV (フレームカバー) | 19,000 (20,900) | 24,000 (26,400) | 26,000 (28,600) | 29,000 (31,900) | 32,000 (35,200) | 51,000 (56,100) | 67,000 (73,700) | 100,000 (110,000) | 112,000 (123,200) | |
| | ERA-200RCV (カバー) | 87,000 (95,700) | 124,000 (136,400) | 146,000 (160,600) | 166,000 (182,600) | 185,000 (203,500) | 349,000 (383,900) | 477,000 (524,700) | 768,000 (844,800) | 865,000 (951,500) | |
| | ERA-200RN(MGY.MBE) +200RFCV+200RCV | 778,000 (855,800) | 820,000 (902,000) | 844,000 (928,400) | 867,000 (953,700) | 889,000 (977,900) | 1,072,000 (1,179,200) | 1,216,000 (1,337,600) | 1,540,000 (1,694,000) | 1,649,000 (1,813,900) | |
| | クッションセット価格例 | 900,000 (990,000) | 948,000 (1,042,800) | 984,000 (1,082,400) | 1,017,000 (1,118,700) | 1,053,000 (1,158,300) | 1,294,000 (1,423,400) | 1,490,000 (1,639,000) | 1,930,000 (2,123,000) | 2,075,000 (2,282,500) | |

- 不適合張り地がありますので、予めご了承下さい。
- 脚部はアルミ 粉体塗装 メタリックグレー(MGY)、アルミ 粉体塗装 メタリックベージュ(MBE)からお選び下さい。
- 製造納期5週間

ERA クッションガイド(クッションについてはP.9をご参照下さい。)






※表示価格は日本国内のみ有効です。

ERA

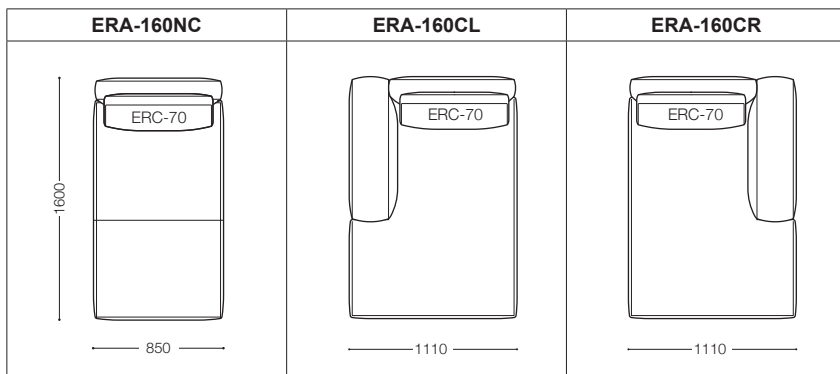
エラ
Design : C.O.D. / シー・オー・ディー



| 品名 / サイズ | 品番 | 価格 ¥ [本体価格 (税込価格)] | | | | | | | | | |
|--|---|----------------------|----------------------|----------------------|----------------------|----------------------|--------------------------|--------------------------|--------------------------|--------------------------|----|
| | | nude | F2 | F3 | F4 | F5 | F6 | L1 | L2 | L3 | L4 |
| リラックス 160 アームレスソファ  W.850 D.1600 H.630 SH.390 | ERA-160NCN (MGY.MBE) (ヌード) | 478,000 (525,800) | | | | | | | | | |
| | ERA-160NCFCV (フレームカバー) | 14,000 (15,400) | 17,000 (18,700) | 18,000 (19,800) | 21,000 (23,100) | 23,000 (25,300) | 36,000 (39,600) | 47,000 (51,700) | 70,000 (77,000) | 78,000 (85,800) | |
| | ERA-160NCCV (カバー) | 61,000 (67,100) | 87,000 (95,700) | 101,000 (111,100) | 116,000 (127,600) | 128,000 (140,800) | 241,000 (265,100) | 330,000 (363,000) | 528,000 (580,800) | 595,000 (654,500) | |
| | ERA-160NCN (MGY.MBE) +160NCFCV+160NCCV | 553,000 (608,300) | 582,000 (640,200) | 597,000 (656,700) | 615,000 (676,500) | 629,000 (691,900) | 755,000 (830,500) | 855,000 (940,500) | 1,076,000 (1,183,600) | 1,151,000 (1,266,100) | |
| | クッションセット価格例 | 612,000 (673,200) | 644,000 (708,400) | 665,000 (731,500) | 688,000 (756,800) | 709,000 (779,900) | 864,000 (950,400) | 990,000 (1,089,000) | 1,269,000 (1,399,900) | 1,362,000 (1,498,200) | |
| リラックス 160 左アームソファ  W.1110 D.1600 H.630 SH.390 | ERA-160CLN (MGY.MBE) (ヌード) | 594,000 (653,400) | | | | | | | | | |
| | ERA-160CLFCV (フレームカバー) | 15,000 (16,500) | 18,000 (19,800) | 19,000 (20,900) | 23,000 (25,300) | 24,000 (26,400) | 38,000 (41,800) | 49,000 (53,900) | 72,000 (79,200) | 81,000 (89,100) | |
| | ERA-160CLCV (カバー) | 71,000 (78,100) | 99,000 (108,900) | 116,000 (127,600) | 131,000 (144,100) | 145,000 (159,500) | 270,000 (297,000) | 365,000 (401,500) | 578,000 (635,800) | 650,000 (715,000) | |
| | ERA-160CLN (MGY.MBE) +160CLFCV+160CLCV | 680,000 (748,000) | 711,000 (782,100) | 729,000 (801,900) | 748,000 (822,800) | 763,000 (839,300) | 902,000 (992,200) | 1,008,000 (1,108,800) | 1,244,000 (1,368,400) | 1,325,000 (1,457,500) | |
| | クッションセット価格例 | 739,000 (812,900) | 773,000 (850,300) | 797,000 (876,700) | 821,000 (903,100) | 843,000 (927,300) | 1,011,000 (1,112,100) | 1,143,000 (1,257,300) | 1,437,000 (1,580,700) | 1,536,000 (1,689,600) | |
| リラックス 160 右アームソファ  W.1110 D.1600 H.630 SH.390 | ERA-160CRN (MGY.MBE) (ヌード) | 594,000 (653,400) | | | | | | | | | |
| | ERA-160CRFCV (フレームカバー) | 15,000 (16,500) | 18,000 (19,800) | 19,000 (20,900) | 23,000 (25,300) | 24,000 (26,400) | 38,000 (41,800) | 49,000 (53,900) | 72,000 (79,200) | 81,000 (89,100) | |
| | ERA-160CRCV (カバー) | 71,000 (78,100) | 99,000 (108,900) | 116,000 (127,600) | 131,000 (144,100) | 145,000 (159,500) | 270,000 (297,000) | 365,000 (401,500) | 578,000 (635,800) | 650,000 (715,000) | |
| | ERA-160CRN (MGY.MBE) +160CRFCV+160CRCV | 680,000 (748,000) | 711,000 (782,100) | 729,000 (801,900) | 748,000 (822,800) | 763,000 (839,300) | 902,000 (992,200) | 1,008,000 (1,108,800) | 1,244,000 (1,368,400) | 1,325,000 (1,457,500) | |
| | クッションセット価格例 | 739,000 (812,900) | 773,000 (850,300) | 797,000 (876,700) | 821,000 (903,100) | 843,000 (927,300) | 1,011,000 (1,112,100) | 1,143,000 (1,257,300) | 1,437,000 (1,580,700) | 1,536,000 (1,689,600) | |

- 不適合張り地がありますので、予めご了承下さい。
- 脚部はアルミ 粉体塗装 メタリックグレー (MGY)、アルミ 粉体塗装 メタリックペーージュ (MBE) からお選び下さい。
- 製造納期5週間
- ERA-160NCとERA-160NCDはカバーのハギ位置が異なります。レギュラーユニットを組み合わせる場合は160NC、ディープユニットを組み合わせる場合は160NCDをお選び下さい。



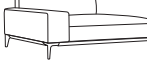

ERA クッションガイド(クッションについてはP.9をご参照下さい。)



※表示価格は日本国内のみ有効です。

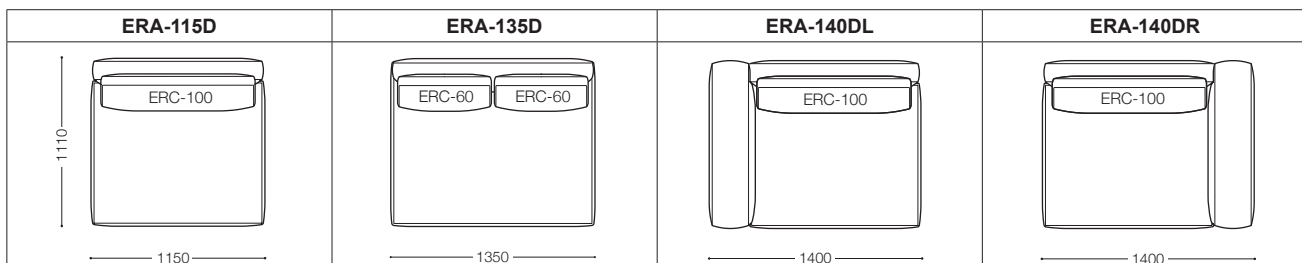
ERA 〈ディープ〉 エラ
Design : C.O.D. / シー・オー・ディー



| 品名 / サイズ | 品番 | 価格 ¥ [本体価格 (税込価格)] | | | | | | | | | |
|---|--|-----------------------------|-----------------------------|-----------------------------|-----------------------------|-----------------------------|---------------------------------|---------------------------------|---------------------------------|---------------------------------|----|
| | | nude | F2 | F3 | F4 | F5 | F6 | L1 | L2 | L3 | L4 |
| ディープ 115 アームレスソファ  | ERA-115DN(MGY.MBE) (ヌード) | 486,000 (534,600) | | | | | | | | | |
| | ERA-115DFCV(フレームカバー) | 15,000 (16,500) | 18,000 (19,800) | 19,000 (20,900) | 23,000 (25,300) | 24,000 (26,400) | 38,000 (41,800) | 49,000 (53,900) | 72,000 (79,200) | 83,000 (91,300) | |
| | ERA-115DCV (カバー) | 56,000 (61,600) | 78,000 (85,800) | 89,000 (97,900) | 101,000 (111,100) | 112,000 (123,200) | 208,000 (228,800) | 281,000 (309,100) | 446,000 (490,600) | 501,000 (551,100) | |
| | ERA-115DN(MGY.MBE) +115DFCV+115DCV | 557,000 (612,700) | 582,000 (640,200) | 594,000 (653,400) | 610,000 (671,000) | 622,000 (684,200) | 732,000 (805,200) | 816,000 (897,600) | 1,004,000 (1,104,400) | 1,070,000 (1,177,000) | |
| | クッションセット価格例 | 623,000 (685,300) | 656,000 (721,600) | 674,000 (741,400) | 695,000 (764,500) | 711,000 (782,100) | 861,000 (947,100) | 975,000 (1,072,500) | 1,230,000 (1,353,000) | 1,318,000 (1,449,800) | |
| W.1150 D.1110 H.630 SH.390 | | | | | | | | | | | |
| ディープ 135 アームレスソファ  | ERA-135DN(MGY.MBE) (ヌード) | 511,000 (562,100) | | | | | | | | | |
| | ERA-135DFCV(フレームカバー) | 17,000 (18,700) | 19,000 (20,900) | 21,000 (23,100) | 24,000 (26,400) | 25,000 (27,500) | 41,000 (45,100) | 51,000 (56,100) | 74,000 (81,400) | 85,000 (93,500) | |
| | ERA-135DCV (カバー) | 67,000 (73,700) | 95,000 (104,500) | 112,000 (123,200) | 128,000 (140,800) | 143,000 (157,300) | 270,000 (297,000) | 369,000 (405,900) | 595,000 (654,500) | 671,000 (738,100) | |
| | ERA-135DN(MGY.MBE) +135DFCV+135DCV | 595,000 (654,500) | 625,000 (687,500) | 644,000 (708,400) | 663,000 (729,300) | 679,000 (746,900) | 822,000 (904,200) | 931,000 (1,024,100) | 1,180,000 (1,298,000) | 1,267,000 (1,393,700) | |
| | クッションセット価格例 | 707,000 (777,700) | 745,000 (819,500) | 770,000 (847,000) | 793,000 (872,300) | 825,000 (907,500) | 990,000 (1,089,000) | 1,133,000 (1,246,300) | 1,444,000 (1,588,400) | 1,557,000 (1,712,700) | |
| W.1350 D.1110 H.630 SH.390 | | | | | | | | | | | |
| ディープ 140 左アームソファ  | ERA-140DLN(MGY.MBE) (ヌード) | 556,000 (611,600) | | | | | | | | | |
| | ERA-140DLFCV(フレームカバー) | 17,000 (18,700) | 19,000 (20,900) | 21,000 (23,100) | 24,000 (26,400) | 25,000 (27,500) | 41,000 (45,100) | 51,000 (56,100) | 74,000 (81,400) | 85,000 (93,500) | |
| | ERA-140DLCV (カバー) | 72,000 (79,200) | 101,000 (111,100) | 118,000 (129,800) | 135,000 (148,500) | 148,000 (162,800) | 278,000 (305,800) | 377,000 (414,700) | 601,000 (661,100) | 676,000 (743,600) | |
| | ERA-140DLN(MGY.MBE) +140DLFCV+140DLCV | 645,000 (709,500) | 676,000 (743,600) | 695,000 (764,500) | 715,000 (786,500) | 729,000 (801,900) | 875,000 (962,500) | 984,000 (1,082,400) | 1,231,000 (1,354,100) | 1,317,000 (1,448,700) | |
| | クッションセット価格例 | 711,000 (782,100) | 750,000 (825,000) | 775,000 (852,500) | 800,000 (880,000) | 818,000 (899,800) | 1,004,000 (1,104,400) | 1,143,000 (1,257,300) | 1,457,000 (1,602,700) | 1,565,000 (1,721,500) | |
| W.1400 D.1110 H.630 SH.390 | | | | | | | | | | | |
| ディープ 140 右アームソファ  | ERA-140DRN(MGY.MBE) (ヌード) | 556,000 (611,600) | | | | | | | | | |
| | ERA-140DRFCV(フレームカバー) | 17,000 (18,700) | 19,000 (20,900) | 21,000 (23,100) | 24,000 (26,400) | 25,000 (27,500) | 41,000 (45,100) | 51,000 (56,100) | 74,000 (81,400) | 85,000 (93,500) | |
| | ERA-140DRCV (カバー) | 72,000 (79,200) | 101,000 (111,100) | 118,000 (129,800) | 135,000 (148,500) | 148,000 (162,800) | 278,000 (305,800) | 377,000 (414,700) | 601,000 (661,100) | 676,000 (743,600) | |
| | ERA-140DRN(MGY.MBE) +140DRFCV+140DRCV | 645,000 (709,500) | 676,000 (743,600) | 695,000 (764,500) | 715,000 (786,500) | 729,000 (801,900) | 875,000 (962,500) | 984,000 (1,082,400) | 1,231,000 (1,354,100) | 1,317,000 (1,448,700) | |
| | クッションセット価格例 | 711,000 (782,100) | 750,000 (825,000) | 775,000 (852,500) | 800,000 (880,000) | 818,000 (899,800) | 1,004,000 (1,104,400) | 1,143,000 (1,257,300) | 1,457,000 (1,602,700) | 1,565,000 (1,721,500) | |
| W.1400 D.1110 H.630 SH.390 | | | | | | | | | | | |

- 不適合張り地がありますので、予めご了承下さい。
- 脚部はアルミ 粉体塗装 メタリックグレー(MGY)、アルミ 粉体塗装 メタリックベージュ(MBE)からお選び下さい。
- 製造納期5週間

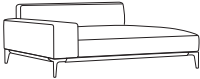

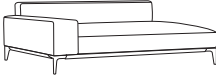
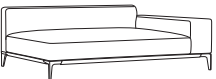
ERA クッションガイド(クッションについてはP.9をご参照下さい。)



※表示価格は日本国内のみ有効です。

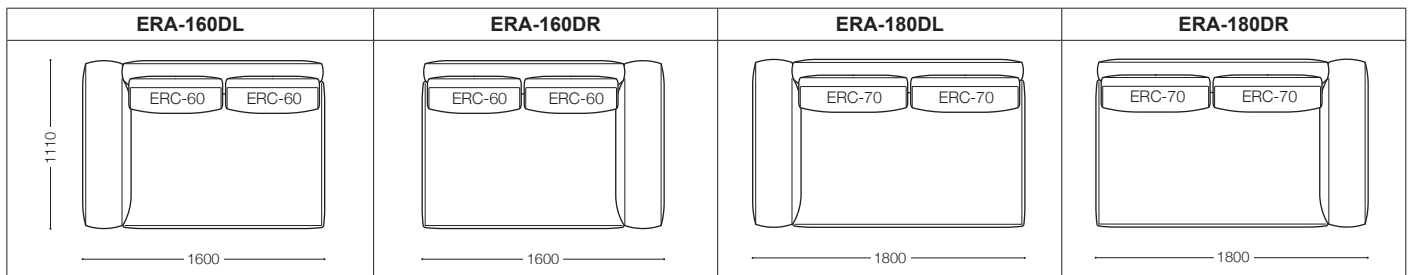
ERA 〈ディープ〉 エラ
Design : C.O.D. / シー・オー・ディー



| 品名 / サイズ | 品番 | 価格 ¥ [本体価格 (税込価格)] | | | | | | | | | |
|---|--|-----------------------------|-------------------------------|-------------------------------|-------------------------------|---------------------------------|---------------------------------|---------------------------------|---------------------------------|---------------------------------|----|
| | | nude | F2 | F3 | F4 | F5 | F6 | L1 | L2 | L3 | L4 |
| ディープ 160 左アームソファ  W.1600 D.1110 H.630 SH.390 | ERA-160DLN (MGY.MBE) (ヌード) | 590,000 (649,000) | | | | | | | | | |
| | ERA-160DLFCV (フレームカバー) | 17,000 (18,700) | 21,000 (23,100) | 24,000 (26,400) | 25,000 (27,500) | 27,000 (29,700) | 45,000 (49,500) | 59,000 (64,900) | 87,000 (95,700) | 97,000 (106,700) | |
| | ERA-160DLCV (カバー) | 78,000 (85,800) | 112,000 (123,200) | 131,000 (144,100) | 149,000 (163,900) | 166,000 (182,600) | 312,000 (343,200) | 425,000 (467,500) | 681,000 (749,100) | 769,000 (845,900) | |
| | ERA-160DLN (MGY.MBE) +160DLFCV+160DLCV | 685,000 (753,500) | 723,000 (795,300) | 745,000 (819,500) | 764,000 (840,400) | 783,000 (861,300) | 947,000 (1,041,700) | 1,074,000 (1,181,400) | 1,358,000 (1,493,800) | 1,456,000 (1,601,600) | |
| | クッションセット価格例 | 797,000 (876,700) | 843,000 (927,300) | 871,000 (958,100) | 894,000 (983,400) | 929,000 (1,021,900) | 1,115,000 (1,226,500) | 1,276,000 (1,403,600) | 1,622,000 (1,784,200) | 1,746,000 (1,920,600) | |
| ディープ 160 右アームソファ  W.1600 D.1110 H.630 SH.390 | ERA-160DRN (MGY.MBE) (ヌード) | 590,000 (649,000) | | | | | | | | | |
| | ERA-160DRFCV (フレームカバー) | 17,000 (18,700) | 21,000 (23,100) | 24,000 (26,400) | 25,000 (27,500) | 27,000 (29,700) | 45,000 (49,500) | 59,000 (64,900) | 87,000 (95,700) | 97,000 (106,700) | |
| | ERA-160DRCV (カバー) | 78,000 (85,800) | 112,000 (123,200) | 131,000 (144,100) | 149,000 (163,900) | 166,000 (182,600) | 312,000 (343,200) | 425,000 (467,500) | 681,000 (749,100) | 769,000 (845,900) | |
| | ERA-160DRN (MGY.MBE) +160DRFCV+160DRCV | 685,000 (753,500) | 723,000 (795,300) | 745,000 (819,500) | 764,000 (840,400) | 783,000 (861,300) | 947,000 (1,041,700) | 1,074,000 (1,181,400) | 1,358,000 (1,493,800) | 1,456,000 (1,601,600) | |
| | クッションセット価格例 | 797,000 (876,700) | 843,000 (927,300) | 871,000 (958,100) | 894,000 (983,400) | 929,000 (1,021,900) | 1,115,000 (1,226,500) | 1,276,000 (1,403,600) | 1,622,000 (1,784,200) | 1,746,000 (1,920,600) | |
| ディープ 180 左アームソファ  W.1800 D.1110 H.630 SH.390 | ERA-180DLN (MGY.MBE) (ヌード) | 636,000 (699,600) | | | | | | | | | |
| | ERA-180DLFCV (フレームカバー) | 18,000 (19,800) | 23,000 (25,300) | 25,000 (27,500) | 26,000 (28,600) | 29,000 (31,900) | 48,000 (52,800) | 60,000 (66,000) | 89,000 (97,900) | 98,000 (107,800) | |
| | ERA-180DLCV (カバー) | 88,000 (96,800) | 127,000 (139,700) | 149,000 (163,900) | 171,000 (188,100) | 192,000 (211,200) | 362,000 (398,200) | 497,000 (546,700) | 802,000 (882,200) | 903,000 (993,300) | |
| | ERA-180DLN (MGY.MBE) +180DLFCV+180DLCV | 742,000 (816,200) | 786,000 (864,600) | 810,000 (891,000) | 833,000 (916,300) | 857,000 (942,700) | 1,046,000 (1,150,600) | 1,193,000 (1,312,300) | 1,527,000 (1,679,700) | 1,637,000 (1,800,700) | |
| | クッションセット価格例 | 860,000 (946,000) | 910,000 (1,001,000) | 946,000 (1,040,600) | 979,000 (1,076,900) | 1,017,000 (1,118,700) | 1,264,000 (1,390,400) | 1,463,000 (1,609,300) | 1,913,000 (2,104,300) | 2,059,000 (2,264,900) | |
| ディープ 180 右アームソファ  W.1800 D.1110 H.630 SH.390 | ERA-180DRN (MGY.MBE) (ヌード) | 636,000 (699,600) | | | | | | | | | |
| | ERA-180DRFCV (フレームカバー) | 18,000 (19,800) | 23,000 (25,300) | 25,000 (27,500) | 26,000 (28,600) | 29,000 (31,900) | 48,000 (52,800) | 60,000 (66,000) | 89,000 (97,900) | 98,000 (107,800) | |
| | ERA-180DRCV (カバー) | 88,000 (96,800) | 127,000 (139,700) | 149,000 (163,900) | 171,000 (188,100) | 192,000 (211,200) | 362,000 (398,200) | 497,000 (546,700) | 802,000 (882,200) | 903,000 (993,300) | |
| | ERA-180DRN (MGY.MBE) +180DRFCV+180DRCV | 742,000 (816,200) | 786,000 (864,600) | 810,000 (891,000) | 833,000 (916,300) | 857,000 (942,700) | 1,046,000 (1,150,600) | 1,193,000 (1,312,300) | 1,527,000 (1,679,700) | 1,637,000 (1,800,700) | |
| | クッションセット価格例 | 860,000 (946,000) | 910,000 (1,001,000) | 946,000 (1,040,600) | 979,000 (1,076,900) | 1,017,000 (1,118,700) | 1,264,000 (1,390,400) | 1,463,000 (1,609,300) | 1,913,000 (2,104,300) | 2,059,000 (2,264,900) | |

- 不適合張り地がありますので、予めご了承下さい。
- 脚部はアルミ 粉体塗装 メタリックグレー (MGY)、アルミ 粉体塗装 メタリックベージュ (MBE) からお選び下さい。
- 製造納期5週間

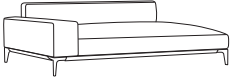

ERA クッションガイド (クッションについてはP.9をご参照下さい。)



※表示価格は日本国内のみ有効です。

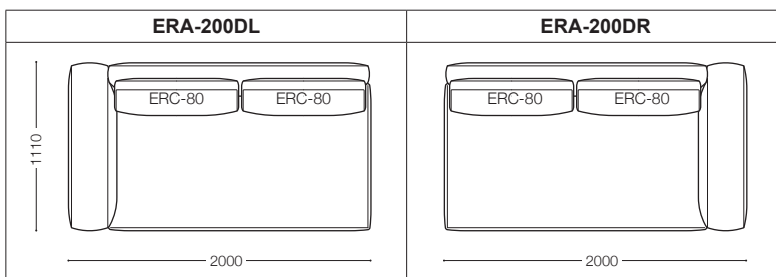
ERA 〈ディープ〉 エラ
Design : C.O.D. / シー・オー・ディー



| 品名 / サイズ | 品番 | 価格 ¥ | | | | | | | | | |
|---|---|----------------------|-------------------------------|-------------------------------|---------------------------------|---------------------------------|---------------------------------|---------------------------------|---------------------------------|---------------------------------|---------------------------------|
| | | nude | F2 | F3 | F4 | F5 | F6 | L1 | L2 | L3 | L4 |
| ディープ 200 左アームソファ  W.2000 D.1110 H.630 SH.390 | ERA-200DLN (MGY.MBE) (ヌード) | 711,000 (782,100) | | | | | | | | | |
| | ERA-200DLFCV (フレームカバー) | | 21,000 (23,100) | 25,000 (27,500) | 27,000 (29,700) | 32,000 (35,200) | 33,000 (36,300) | 52,000 (57,200) | 68,000 (74,800) | 101,000 (111,100) | 113,000 (124,300) |
| | ERA-200DLCV (カバー) | | 89,000 (97,900) | 128,000 (140,800) | 150,000 (165,000) | 174,000 (191,400) | 193,000 (212,300) | 365,000 (401,500) | 499,000 (548,900) | 805,000 (885,500) | 907,000 (997,700) |
| | ERA-200DLN (MGY.MBE) +200DLFCV+200DLCV | | 821,000 (903,100) | 864,000 (950,400) | 888,000 (976,800) | 917,000 (1,008,700) | 937,000 (1,030,700) | 1,128,000 (1,240,800) | 1,278,000 (1,405,800) | 1,617,000 (1,778,700) | 1,731,000 (1,904,100) |
| | クッションセット価格例 | | 943,000 (1,037,300) | 992,000 (1,091,200) | 1,028,000 (1,130,800) | 1,067,000 (1,173,700) | 1,101,000 (1,211,100) | 1,350,000 (1,485,000) | 1,552,000 (1,707,200) | 2,007,000 (2,207,700) | 2,157,000 (2,372,700) |
| ディープ 200 右アームソファ  W.2000 D.1110 H.630 SH.390 | ERA-200DRN (MGY.MBE) (ヌード) | 711,000 (782,100) | | | | | | | | | |
| | ERA-200DRFCV (フレームカバー) | | 21,000 (23,100) | 25,000 (27,500) | 27,000 (29,700) | 32,000 (35,200) | 33,000 (36,300) | 52,000 (57,200) | 68,000 (74,800) | 101,000 (111,100) | 113,000 (124,300) |
| | ERA-200DRCV (カバー) | | 89,000 (97,900) | 128,000 (140,800) | 150,000 (165,000) | 174,000 (191,400) | 193,000 (212,300) | 365,000 (401,500) | 499,000 (548,900) | 805,000 (885,500) | 907,000 (997,700) |
| | ERA-200DRN (MGY.MBE) +200DRFCV+200DRCV | | 821,000 (903,100) | 864,000 (950,400) | 888,000 (976,800) | 917,000 (1,008,700) | 937,000 (1,030,700) | 1,128,000 (1,240,800) | 1,278,000 (1,405,800) | 1,617,000 (1,778,700) | 1,731,000 (1,904,100) |
| | クッションセット価格例 | | 943,000 (1,037,300) | 992,000 (1,091,200) | 1,028,000 (1,130,800) | 1,067,000 (1,173,700) | 1,101,000 (1,211,100) | 1,350,000 (1,485,000) | 1,552,000 (1,707,200) | 2,007,000 (2,207,700) | 2,157,000 (2,372,700) |

- 不適合張り地がありますので、予めご了承下さい。
- 脚部はアルミ 粉体塗装 メタリックグレー (MGY)、アルミ 粉体塗装 メタリックベージュ (MBE) からお選び下さい。
- 製造納期6週間




ERA クッションガイド (クッションについてはP.9をご参照下さい。)



※表示価格は日本国内のみ有効です。

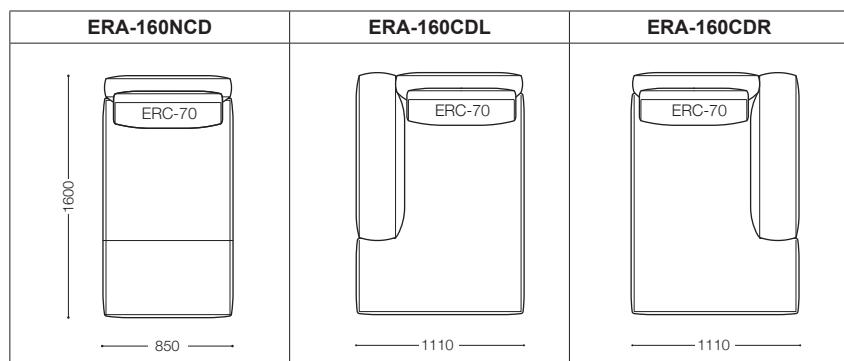
ERA 〈ディープ〉 エラ
Design : C.O.D. / シー・オー・ディー



| 品名 / サイズ | 品番 | 価格 ¥ | | | | | | | | | |
|--|---|-----------------------------|-----------------------------|-----------------------------|-----------------------------|-----------------------------|---------------------------------|---------------------------------|---------------------------------|---------------------------------|----|
| | | nude | F2 | F3 | F4 | F5 | F6 | L1 | L2 | L3 | L4 |
| ディープ リラックス 160 アームレスソファ  W.850 D.1600 H.630 SH.390 | ERA-160NCDN (MGY.MBE) (スード) | 478,000 (525,800) | | | | | | | | | |
| | ERA-160NCDFCV (フレームカバー) | 14,000 (15,400) | 17,000 (18,700) | 18,000 (19,800) | 21,000 (23,100) | 23,000 (25,300) | 36,000 (39,600) | 47,000 (51,700) | 70,000 (77,000) | 78,000 (85,800) | |
| | ERA-160NCDCV (カバー) | 61,000 (67,100) | 87,000 (95,700) | 101,000 (111,100) | 116,000 (127,600) | 128,000 (140,800) | 241,000 (265,100) | 330,000 (363,000) | 528,000 (580,800) | 595,000 (654,500) | |
| | ERA-160NCDN (MGY.MBE) +160NCDFCV+160NCDCV | 553,000 (608,300) | 582,000 (640,200) | 597,000 (656,700) | 615,000 (676,500) | 629,000 (691,900) | 755,000 (830,500) | 855,000 (940,500) | 1,076,000 (1,183,600) | 1,151,000 (1,266,100) | |
| | クッションセット価格例 | 612,000 (673,200) | 644,000 (708,400) | 665,000 (731,500) | 688,000 (756,800) | 709,000 (779,900) | 864,000 (950,400) | 990,000 (1,089,000) | 1,269,000 (1,399,900) | 1,362,000 (1,498,200) | |
| ディープ リラックス 160 左アームソファ  W.1110 D.1600 H.630 SH.390 | ERA-160CDLN (MGY.MBE) (スード) | 601,000 (661,100) | | | | | | | | | |
| | ERA-160CDLFCV (フレームカバー) | 15,000 (16,500) | 18,000 (19,800) | 19,000 (20,900) | 23,000 (25,300) | 24,000 (26,400) | 38,000 (41,800) | 49,000 (53,900) | 72,000 (79,200) | 81,000 (89,100) | |
| | ERA-160CDLVCV (カバー) | 71,000 (78,100) | 99,000 (108,900) | 116,000 (127,600) | 131,000 (144,100) | 145,000 (159,500) | 270,000 (297,000) | 365,000 (401,500) | 578,000 (635,800) | 651,000 (716,100) | |
| | ERA-160CDLN (MGY.MBE) +160CDLFCV+160CDLVCV | 687,000 (755,700) | 718,000 (789,800) | 736,000 (809,600) | 755,000 (830,500) | 770,000 (847,000) | 909,000 (999,900) | 1,015,000 (1,116,500) | 1,251,000 (1,376,100) | 1,333,000 (1,466,300) | |
| | クッションセット価格例 | 746,000 (820,600) | 780,000 (858,000) | 804,000 (884,400) | 828,000 (910,800) | 850,000 (935,000) | 1,018,000 (1,119,800) | 1,150,000 (1,265,000) | 1,444,000 (1,588,400) | 1,544,000 (1,698,400) | |
| ディープ リラックス 160 右アームソファ  W.1110 D.1600 H.630 SH.390 | ERA-160CDRN (MGY.MBE) (スード) | 601,000 (661,100) | | | | | | | | | |
| | ERA-160CDRFCV (フレームカバー) | 15,000 (16,500) | 18,000 (19,800) | 19,000 (20,900) | 23,000 (25,300) | 24,000 (26,400) | 38,000 (41,800) | 49,000 (53,900) | 72,000 (79,200) | 81,000 (89,100) | |
| | ERA-160CDRCV (カバー) | 71,000 (78,100) | 99,000 (108,900) | 116,000 (127,600) | 131,000 (144,100) | 145,000 (159,500) | 270,000 (297,000) | 365,000 (401,500) | 578,000 (635,800) | 651,000 (716,100) | |
| | ERA-160CDRN (MGY.MBE) +160CDRFCV+160CDRCV | 687,000 (755,700) | 718,000 (789,800) | 736,000 (809,600) | 755,000 (830,500) | 770,000 (847,000) | 909,000 (999,900) | 1,015,000 (1,116,500) | 1,251,000 (1,376,100) | 1,333,000 (1,466,300) | |
| | クッションセット価格例 | 746,000 (820,600) | 780,000 (858,000) | 804,000 (884,400) | 828,000 (910,800) | 850,000 (935,000) | 1,018,000 (1,119,800) | 1,150,000 (1,265,000) | 1,444,000 (1,588,400) | 1,544,000 (1,698,400) | |

- 不適合張り地がありますので、予めご了承下さい。
- 脚部はアルミ 粉体塗装 メタリックグレー (MGY)、アルミ 粉体塗装 メタリックペーージュ (MBE) からお選び下さい。
- 製造納期5週間
- ERA-160NCとERA-160NCDはカバーのハギ位置が異なります。レギュラーユニットを組み合わせる場合は160NC、ディープユニットを組み合わせる場合は160NCDをお選び下さい。



ERA クッションガイド (クッションについてはP.9をご参照下さい。)










※表示価格は日本国内のみ有効です。

ERA

エラ
Design : C.O.D. / シー・オー・ディー

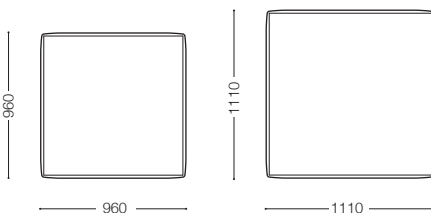
| 品名 / サイズ | 品番 | 価格 ¥ [本体価格 (税込価格)] | | | | | | | | | |
|--|----------------------------------|-----------------------------|-----------------------------|-----------------------------|-----------------------------|-----------------------------|-----------------------------|-----------------------------|-----------------------------|-----------------------------|----|
| | | nude | F2 | F3 | F4 | F5 | F6 | L1 | L2 | L3 | L4 |
| 95 シート  W.960 D.960 H.390 | ERA-95N (MGY.MBE) (ヌード) | 356,000 (391,600) | | | | | | | | | |
| | ERA-95FCV (フレームカバー) | 14,000 (15,400) | 17,000 (18,700) | 18,000 (19,800) | 19,000 (20,900) | 23,000 (25,300) | 36,000 (39,600) | 47,000 (51,700) | 70,000 (77,000) | 78,000 (85,800) | |
| | ERA-95CV (カバー) | 33,000 (36,300) | 45,000 (49,500) | 51,000 (56,100) | 60,000 (66,000) | 66,000 (72,600) | 121,000 (133,100) | 166,000 (182,600) | 267,000 (293,700) | 299,000 (328,900) | |
| | ERA-95N (MGY.MBE) +95FCV+95CV | 403,000 (443,300) | 418,000 (459,800) | 425,000 (467,500) | 435,000 (478,500) | 445,000 (489,500) | 513,000 (564,300) | 569,000 (625,900) | 693,000 (762,300) | 733,000 (806,300) | |
| 110 シート  W.1110 D.1110 H.390 | ERA-110N (MGY.MBE) (ヌード) | 391,000 (430,100) | | | | | | | | | |
| | ERA-110FCV (フレームカバー) | 15,000 (16,500) | 18,000 (19,800) | 19,000 (20,900) | 21,000 (23,100) | 23,000 (25,300) | 37,000 (40,700) | 48,000 (52,800) | 71,000 (78,100) | 80,000 (88,000) | |
| | ERA-110CV (カバー) | 35,000 (38,500) | 48,000 (52,800) | 55,000 (60,500) | 65,000 (71,500) | 70,000 (77,000) | 130,000 (143,000) | 177,000 (194,700) | 286,000 (314,600) | 319,000 (350,900) | |
| | ERA-110N (MGY.MBE) +110FCV+110CV | 441,000 (485,100) | 457,000 (502,700) | 465,000 (511,500) | 477,000 (524,700) | 484,000 (532,400) | 558,000 (613,800) | 616,000 (677,600) | 748,000 (822,800) | 790,000 (869,000) | |

- 不適合張り地がありますので、予めご了承下さい。
- 脚部はアルミ 粉体塗装 メタリックグレー (MGY)、アルミ 粉体塗装 メタリックベージュ (MBE) からお選び下さい。
- 製造納期5週間

| | | | | | | | | | | |
|--|-----------------|---------------------------|---------------------------|---------------------------|---------------------------|---------------------------|-----------------------------|-----------------------------|-----------------------------|-----------------------------|
| クッション  W.600 H.450 T.180 | ERC-60N (ヌード) | 35,000 (38,500) | | | | | | | | |
| | ERC-60CV (カバー) | 21,000 (23,100) | 25,000 (27,500) | 28,000 (30,800) | 30,000 (33,000) | 38,000 (41,800) | 49,000 (53,900) | 66,000 (72,600) | 97,000 (106,700) | 110,000 (121,000) |
| | ERC-60N+60CV | 56,000 (61,600) | 60,000 (66,000) | 63,000 (69,300) | 65,000 (71,500) | 73,000 (80,300) | 84,000 (92,400) | 101,000 (111,100) | 132,000 (145,200) | 145,000 (159,500) |
| クッション  W.700 H.450 T.180 | ERC-70N (ヌード) | 36,000 (39,600) | | | | | | | | |
| | ERC-70CV (カバー) | 23,000 (25,300) | 26,000 (28,600) | 32,000 (35,200) | 37,000 (40,700) | 44,000 (48,400) | 73,000 (80,300) | 99,000 (108,900) | 157,000 (172,700) | 175,000 (192,500) |
| | ERC-70N+70CV | 59,000 (64,900) | 62,000 (68,200) | 68,000 (74,800) | 73,000 (80,300) | 80,000 (88,000) | 109,000 (119,900) | 135,000 (148,500) | 193,000 (212,300) | 211,000 (232,100) |
| クッション  W.800 H.450 T.180 | ERC-80N (ヌード) | 37,000 (40,700) | | | | | | | | |
| | ERC-80CV (カバー) | 24,000 (26,400) | 27,000 (29,700) | 33,000 (36,300) | 38,000 (41,800) | 45,000 (49,500) | 74,000 (81,400) | 100,000 (110,000) | 158,000 (173,800) | 176,000 (193,600) |
| | ERC-80N+80CV | 61,000 (67,100) | 64,000 (70,400) | 70,000 (77,000) | 75,000 (82,500) | 82,000 (90,200) | 111,000 (122,100) | 137,000 (150,700) | 195,000 (214,500) | 213,000 (234,300) |
| クッション  W.1000 H.450 T.180 | ERC-100N (ヌード) | 40,000 (44,000) | | | | | | | | |
| | ERC-100CV (カバー) | 26,000 (28,600) | 34,000 (37,400) | 40,000 (44,000) | 45,000 (49,500) | 49,000 (53,900) | 89,000 (97,900) | 119,000 (130,900) | 186,000 (204,600) | 208,000 (228,800) |
| | ERC-100N+100CV | 66,000 (72,600) | 74,000 (81,400) | 80,000 (88,000) | 85,000 (93,500) | 89,000 (97,900) | 129,000 (141,900) | 159,000 (174,900) | 226,000 (248,600) | 248,000 (272,800) |
| クッション  W.540 H.520 T.160 | ERC-S55N (ヌード) | 39,000 (42,900) | | | | | | | | |
| | ERC-S55CV (カバー) | 19,000 (20,900) | 24,000 (26,400) | 26,000 (28,600) | 29,000 (31,900) | 32,000 (35,200) | 54,000 (59,400) | 69,000 (75,900) | 103,000 (113,300) | 114,000 (125,400) |
| | ERC-S55N+S55CV | 58,000 (63,800) | 63,000 (69,300) | 65,000 (71,500) | 68,000 (74,800) | 71,000 (78,100) | 93,000 (102,300) | 108,000 (118,800) | 142,000 (156,200) | 153,000 (168,300) |
| クッション  W.450 H.450 T.120 | ERC-M45N (ヌード) | 16,000 (17,600) | | | | | | | | |
| | ERC-M45CV (カバー) | 17,000 (18,700) | 23,000 (25,300) | 27,000 (29,700) | 32,000 (35,200) | 35,000 (38,500) | 44,000 (48,400) | 61,000 (67,100) | 93,000 (102,300) | 105,000 (115,500) |
| | ERC-M45N+M45CV | 33,000 (36,300) | 39,000 (42,900) | 43,000 (47,300) | 48,000 (52,800) | 51,000 (56,100) | 60,000 (66,000) | 77,000 (84,700) | 109,000 (119,900) | 121,000 (133,100) |
| クッション  W.600 H.600 T.140 | ERC-M60N (ヌード) | 24,000 (26,400) | | | | | | | | |
| | ERC-M60CV (カバー) | 25,000 (27,500) | 32,000 (35,200) | 36,000 (39,600) | 41,000 (45,100) | 45,000 (49,500) | 85,000 (93,500) | 114,000 (125,400) | 183,000 (201,300) | 206,000 (226,600) |
| | ERC-M60N+M60CV | 49,000 (53,900) | 56,000 (61,600) | 60,000 (66,000) | 65,000 (71,500) | 69,000 (75,900) | 109,000 (119,900) | 138,000 (151,800) | 207,000 (227,700) | 230,000 (253,000) |

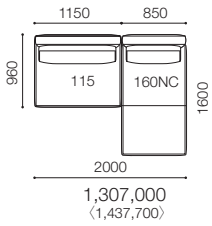
- 不適合張り地がありますので、予めご了承下さい。
- 製造納期5週間

ERA

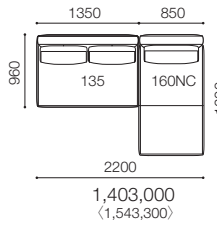


ERA/ERA HIGH SET EXAMPLE (S=1/100) F4ランク張り地の場合の価格です。

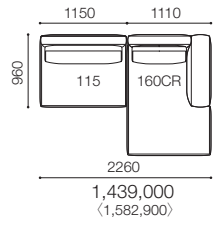
ERA-(H)115・(H)160NC



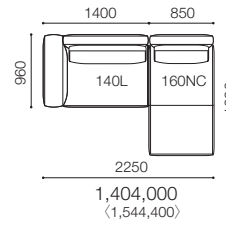
ERA-(H)135・(H)160NC



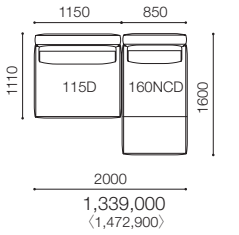
ERA-(H)115・(H)160CR



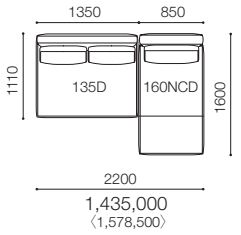
ERA-(H)140L・(H)160NC



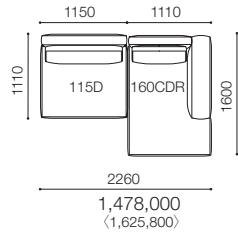
ERA-(H)115D・(H)160NCD



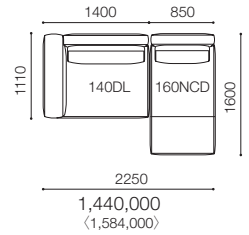
ERA-(H)135D・(H)160NCD



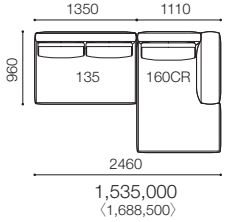
ERA-(H)115D・(H)160CDR



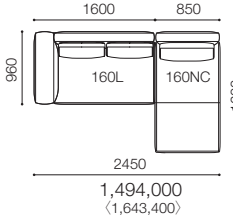
ERA-(H)140DL・(H)160NCD



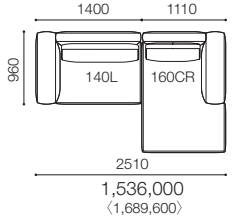
ERA-(H)135・(H)160CR



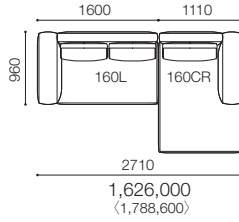
ERA-(H)160L・(H)160NC



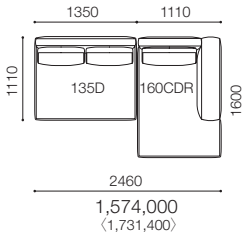
ERA-(H)140L・(H)160CR



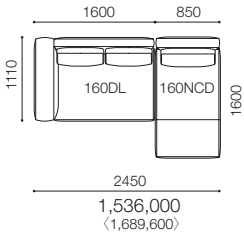
ERA-(H)160L・(H)160CR



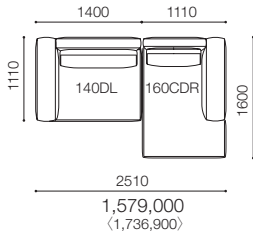
ERA-(H)135D・(H)160CDR



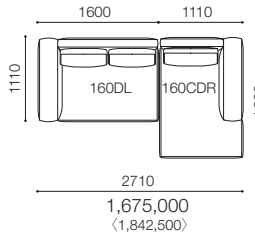
ERA-(H)160DL・(H)160NCD



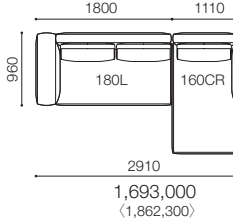
ERA-(H)140DL・(H)160CDR



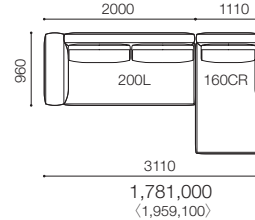
ERA-(H)160DL・(H)160CDR



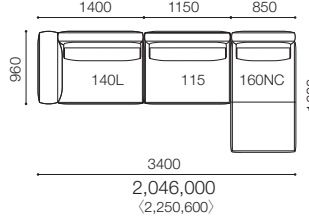
ERA-(H)180L・(H)160CR



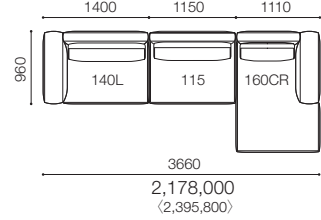
ERA-(H)200L・(H)160CR



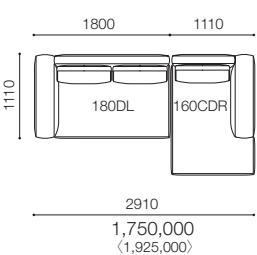
ERA-(H)140L・(H)115・(H)160NC



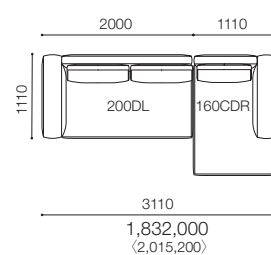
ERA-(H)140L・(H)115・(H)160CR



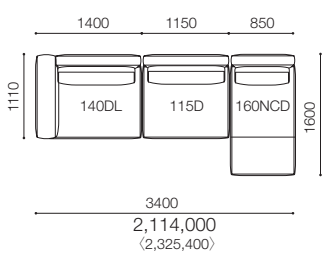
ERA-(H)180DL・(H)160CDR



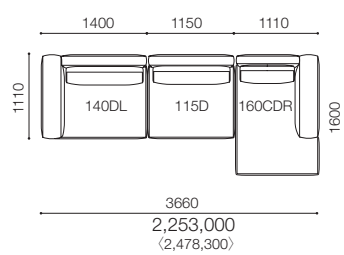
ERA-(H)200DL・(H)160CDR



ERA-(H)140DL・(H)115D・(H)160NCD



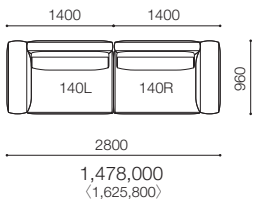
ERA-(H)140DL・(H)115D・(H)160CDR



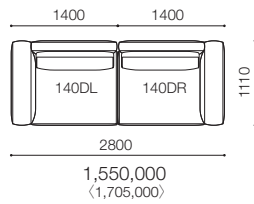
ERA/ERA HIGH SET EXAMPLE (S=1/100)

F4ランク張り地の場合の価格です。グレー網掛け部分は ERAテーブルとの組み合わせ例(価格はソファのみ)

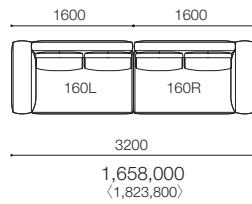
ERA-(H)140L・(H)140R



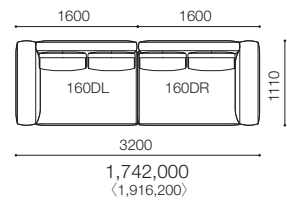
ERA-(H)140DL・(H)140DR



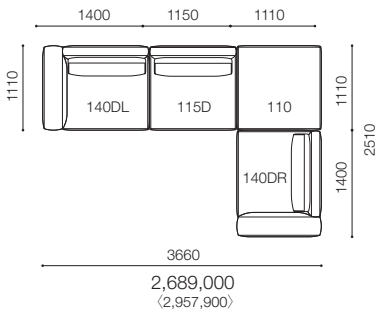
ERA-(H)160L・(H)160R



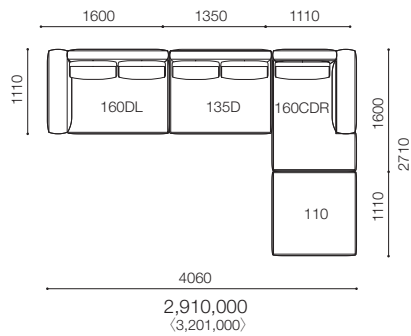
ERA-(H)160DL・(H)160DR



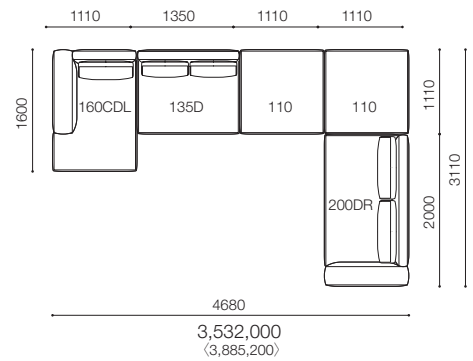
ERA-(H)140DL・(H)115D・(H)110・(H)140DR



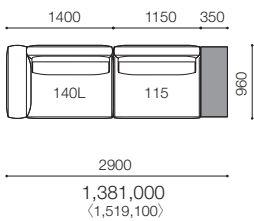
ERA-(H)160DL・(H)135D・(H)160CDR・(H)110



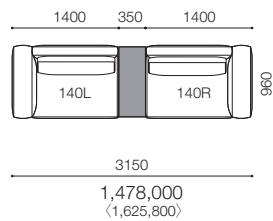
ERA-(H)160CDL・(H)135D・(H)110・(H)110・(H)200DR



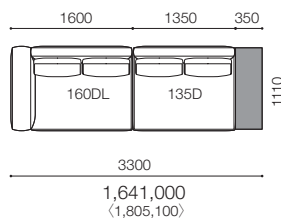
ERA-(H)140L・(H)115



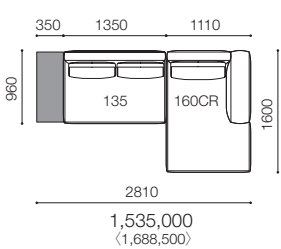
ERA-(H)140L・(H)140R



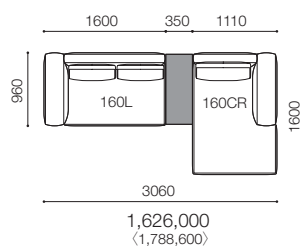
ERA-(H)160DL・(H)135D



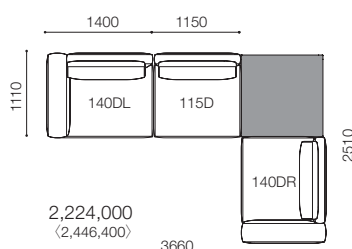
ERA-(H)135・(H)160CR



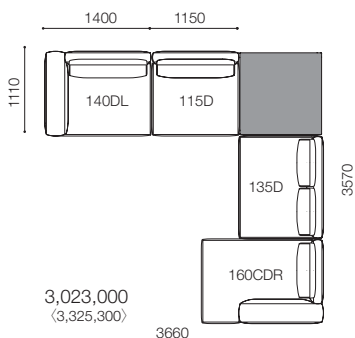
ERA-(H)160L・(H)160CR



ERA-(H)140DL・(H)115D・(H)140DR



ERA-(H)140DL・(H)115D・(H)135D・(H)160CDR



ERA-(H)160CDL・(H)135D・(H)110・(H)200DR

