

※表示価格は日本国内のみ有効です。

ERA

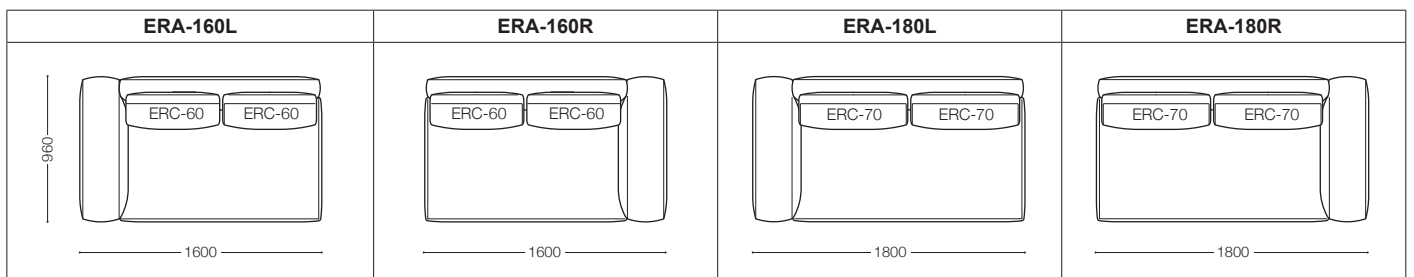
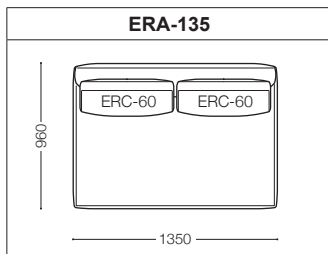
エラ
Design : C.O.D. / シー・オー・ディー



品名 / サイズ	品番	価格 ¥ [本体価格 (税込価格)]									
		nude	F2	F3	F4	F5	F6	L1	L2	L3	L4
	ERA-135N(MGY) (ヌード)	382,000 (420,200)									
	ERA-135FCV(フレームカバー)	11,000 (12,100)	13,000 (14,300)	15,000 (16,500)	16,000 (17,600)	17,000 (18,700)	29,000 (31,900)	37,000 (40,700)	56,000 (61,600)	62,000 (68,200)	
	ERA-135CV(カバー)	48,000 (52,800)	70,000 (77,000)	82,000 (90,200)	94,000 (103,400)	104,000 (114,400)	199,000 (218,900)	273,000 (300,300)	441,000 (485,100)	497,000 (546,700)	
	ERA-135N(MGY)+135FCV+135CV	441,000 (485,100)	465,000 (511,500)	479,000 (526,900)	492,000 (541,200)	503,000 (553,300)	610,000 (671,000)	692,000 (761,200)	879,000 (966,900)	941,000 (1,035,100)	
	クッションセット価格例	517,000 (568,700)	547,000 (601,700)	565,000 (621,500)	582,000 (640,200)	597,000 (656,700)	738,000 (811,800)	844,000 (928,400)	1,083,000 (1,191,300)	1,161,000 (1,277,100)	
W.1350 D.960 H.630 SH.390											
	ERA-160LN(MGY) (ヌード)	439,000 (482,900)									
	ERA-160LFCV(フレームカバー)	11,000 (12,100)	13,000 (14,300)	15,000 (16,500)	16,000 (17,600)	17,000 (18,700)	30,000 (33,000)	38,000 (41,800)	57,000 (62,700)	63,000 (69,300)	
	ERA-160LCV(カバー)	58,000 (63,800)	83,000 (91,300)	98,000 (107,800)	111,000 (122,100)	122,000 (134,200)	233,000 (256,300)	318,000 (349,800)	511,000 (562,100)	575,000 (632,500)	
	ERA-160LN(MGY)+160LFCV+160LCV	508,000 (558,800)	535,000 (588,500)	552,000 (607,200)	566,000 (622,600)	578,000 (635,800)	702,000 (772,200)	795,000 (874,500)	1,007,000 (1,107,700)	1,077,000 (1,184,700)	
	クッションセット価格例	584,000 (642,400)	617,000 (678,700)	638,000 (701,800)	656,000 (721,600)	672,000 (739,200)	830,000 (913,000)	947,000 (1,041,700)	1,211,000 (1,332,100)	1,297,000 (1,426,700)	
W.1600 D.960 H.630 SH.390											
	ERA-160RN(MGY) (ヌード)	439,000 (482,900)									
	ERA-160RFCV(フレームカバー)	11,000 (12,100)	13,000 (14,300)	15,000 (16,500)	16,000 (17,600)	17,000 (18,700)	30,000 (33,000)	38,000 (41,800)	57,000 (62,700)	63,000 (69,300)	
	ERA-160RCV(カバー)	58,000 (63,800)	83,000 (91,300)	98,000 (107,800)	111,000 (122,100)	122,000 (134,200)	233,000 (256,300)	318,000 (349,800)	511,000 (562,100)	575,000 (632,500)	
	ERA-160RN(MGY)+160RFCV+160RCV	508,000 (558,800)	535,000 (588,500)	552,000 (607,200)	566,000 (622,600)	578,000 (635,800)	702,000 (772,200)	795,000 (874,500)	1,007,000 (1,107,700)	1,077,000 (1,184,700)	
	クッションセット価格例	584,000 (642,400)	617,000 (678,700)	638,000 (701,800)	656,000 (721,600)	672,000 (739,200)	830,000 (913,000)	947,000 (1,041,700)	1,211,000 (1,332,100)	1,297,000 (1,426,700)	
W.1600 D.960 H.630 SH.390											
	ERA-180LN(MGY) (ヌード)	467,000 (513,700)									
	ERA-180LFCV(フレームカバー)	13,000 (14,300)	15,000 (16,500)	17,000 (18,700)	19,000 (20,900)	20,000 (22,000)	35,000 (38,500)	45,000 (49,500)	68,000 (74,800)	75,000 (82,500)	
	ERA-180LCV(カバー)	65,000 (71,500)	95,000 (104,500)	112,000 (123,200)	128,000 (140,800)	142,000 (156,200)	271,000 (298,100)	374,000 (411,400)	604,000 (664,400)	681,000 (749,100)	
	ERA-180LN(MGY)+180LFCV+180LCV	545,000 (599,500)	577,000 (634,700)	596,000 (655,600)	614,000 (675,400)	629,000 (691,900)	773,000 (850,300)	886,000 (974,600)	1,139,000 (1,252,900)	1,223,000 (1,345,300)	
	クッションセット価格例	629,000 (691,900)	671,000 (738,100)	700,000 (770,000)	724,000 (796,400)	745,000 (819,500)	943,000 (1,037,300)	1,096,000 (1,205,600)	1,439,000 (1,582,900)	1,553,000 (1,708,300)	
W.1800 D.960 H.630 SH.390											
	ERA-180RN(MGY) (ヌード)	467,000 (513,700)									
	ERA-180RFCV(フレームカバー)	13,000 (14,300)	15,000 (16,500)	17,000 (18,700)	19,000 (20,900)	20,000 (22,000)	35,000 (38,500)	45,000 (49,500)	68,000 (74,800)	75,000 (82,500)	
	ERA-180RCV(カバー)	65,000 (71,500)	95,000 (104,500)	112,000 (123,200)	128,000 (140,800)	142,000 (156,200)	271,000 (298,100)	374,000 (411,400)	604,000 (664,400)	681,000 (749,100)	
	ERA-180RN(MGY)+180RFCV+180RCV	545,000 (599,500)	577,000 (634,700)	596,000 (655,600)	614,000 (675,400)	629,000 (691,900)	773,000 (850,300)	886,000 (974,600)	1,139,000 (1,252,900)	1,223,000 (1,345,300)	
	クッションセット価格例	629,000 (691,900)	671,000 (738,100)	700,000 (770,000)	724,000 (796,400)	745,000 (819,500)	943,000 (1,037,300)	1,096,000 (1,205,600)	1,439,000 (1,582,900)	1,553,000 (1,708,300)	
W.1800 D.960 H.630 SH.390											

- 不適合張り地がありますので、予めご了承下さい。
- 脚部はアルミ 粉体塗装 メタリックグレーになります。
- 製造納期3週間(革仕様、一部生地の場合は4~5週間)

ERA クッションガイド(クッションについてはP.6をご参照下さい。)



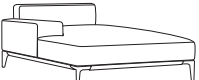



※表示価格は日本国内のみ有効です。

ERA

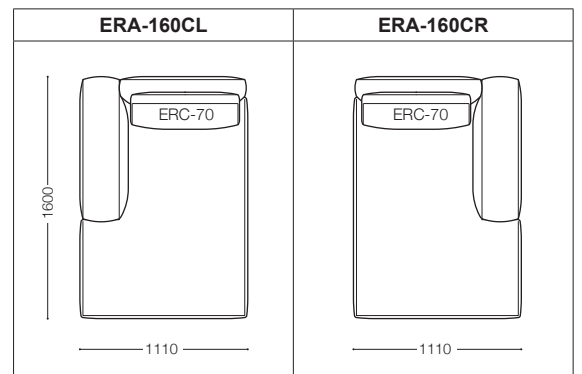
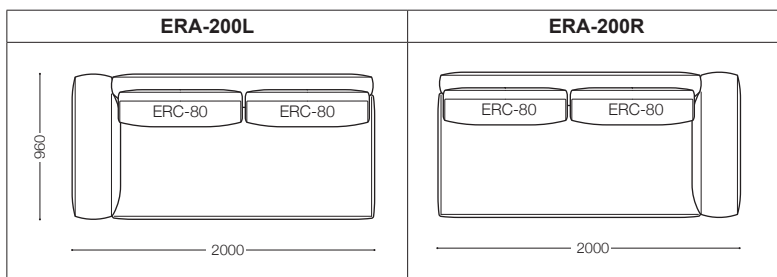
エラ
Design : C.O.D. / シー・オー・ディー



品名 / サイズ	品番	価格 ¥ [本体価格 (税込価格)]									
		nude	F2	F3	F4	F5	F6	L1	L2	L3	L4
 W.2000 D.960 H.630 SH.390	ERA-200LN (MGY) (ヌード)	531,000 (584,100)									
	ERA-200LFCV (フレームカバー)	14,000 (15,400)	17,000 (18,700)	19,000 (20,900)	21,000 (23,100)	23,000 (25,300)	39,000 (42,900)	51,000 (56,100)	78,000 (85,800)	87,000 (95,700)	
	ERA-200LCV (カバー)	67,000 (73,700)	96,000 (105,600)	114,000 (125,400)	130,000 (143,000)	144,000 (158,400)	275,000 (302,500)	376,000 (413,600)	606,000 (666,600)	683,000 (751,300)	
	ERA-200LN (MGY) +200LFCV+200LCV	612,000 (673,200)	644,000 (708,400)	664,000 (730,400)	682,000 (750,200)	698,000 (767,800)	845,000 (929,500)	958,000 (1,053,800)	1,215,000 (1,336,500)	1,301,000 (1,431,100)	
	クッションセット価格例	700,000 (770,000)	742,000 (816,200)	772,000 (849,200)	796,000 (875,600)	818,000 (899,800)	1,019,000 (1,120,900)	1,172,000 (1,289,200)	1,519,000 (1,670,900)	1,635,000 (1,798,500)	
 W.2000 D.960 H.630 SH.390	ERA-200RN (MGY) (ヌード)	531,000 (584,100)									
	ERA-200RFCV (フレームカバー)	14,000 (15,400)	17,000 (18,700)	19,000 (20,900)	21,000 (23,100)	23,000 (25,300)	39,000 (42,900)	51,000 (56,100)	78,000 (85,800)	87,000 (95,700)	
	ERA-200RCV (カバー)	67,000 (73,700)	96,000 (105,600)	114,000 (125,400)	130,000 (143,000)	144,000 (158,400)	275,000 (302,500)	376,000 (413,600)	606,000 (666,600)	683,000 (751,300)	
	ERA-200RN (MGY) +200RFCV+200RCV	612,000 (673,200)	644,000 (708,400)	664,000 (730,400)	682,000 (750,200)	698,000 (767,800)	845,000 (929,500)	958,000 (1,053,800)	1,215,000 (1,336,500)	1,301,000 (1,431,100)	
	クッションセット価格例	700,000 (770,000)	742,000 (816,200)	772,000 (849,200)	796,000 (875,600)	818,000 (899,800)	1,019,000 (1,120,900)	1,172,000 (1,289,200)	1,519,000 (1,670,900)	1,635,000 (1,798,500)	
 W.1110 D.1600 H.630 SH.390	ERA-160CLN (MGY) (ヌード)	469,000 (515,900)									
	ERA-160CLFCV (フレームカバー)	11,000 (12,100)	13,000 (14,300)	14,000 (15,400)	16,000 (17,600)	17,000 (18,700)	29,000 (31,900)	37,000 (40,700)	56,000 (61,600)	62,000 (68,200)	
	ERA-160CLCV (カバー)	55,000 (60,500)	77,000 (84,700)	90,000 (99,000)	102,000 (112,200)	113,000 (124,300)	212,000 (233,200)	287,000 (315,700)	457,000 (502,700)	513,000 (564,300)	
	ERA-160CLN (MGY) +160CLFCV+160CLCV	535,000 (588,500)	559,000 (614,900)	573,000 (630,300)	587,000 (645,700)	599,000 (658,900)	710,000 (781,000)	793,000 (872,300)	982,000 (1,080,200)	1,044,000 (1,148,400)	
	クッションセット価格例	577,000 (634,700)	606,000 (666,600)	625,000 (687,500)	642,000 (706,200)	657,000 (722,700)	795,000 (874,500)	898,000 (987,800)	1,132,000 (1,245,200)	1,209,000 (1,329,900)	
 W.1110 D.1600 H.630 SH.390	ERA-160CRN (MGY) (ヌード)	469,000 (515,900)									
	ERA-160CRFCV (フレームカバー)	11,000 (12,100)	13,000 (14,300)	14,000 (15,400)	16,000 (17,600)	17,000 (18,700)	29,000 (31,900)	37,000 (40,700)	56,000 (61,600)	62,000 (68,200)	
	ERA-160CRCV (カバー)	55,000 (60,500)	77,000 (84,700)	90,000 (99,000)	102,000 (112,200)	113,000 (124,300)	212,000 (233,200)	287,000 (315,700)	457,000 (502,700)	513,000 (564,300)	
	ERA-160CRN (MGY) +160CRFCV+160CRCV	535,000 (588,500)	559,000 (614,900)	573,000 (630,300)	587,000 (645,700)	599,000 (658,900)	710,000 (781,000)	793,000 (872,300)	982,000 (1,080,200)	1,044,000 (1,148,400)	
	クッションセット価格例	577,000 (634,700)	606,000 (666,600)	625,000 (687,500)	642,000 (706,200)	657,000 (722,700)	795,000 (874,500)	898,000 (987,800)	1,132,000 (1,245,200)	1,209,000 (1,329,900)	

- 不適合張り地がありますので、予めご了承下さい。
- 脚部はアルミ 粉体塗装 メタリックグレーになります。
- 製造納期3週間(革仕様、一部生地の場合は4~5週間)

ERA クッションガイド(クッションについてはP.6をご参照下さい。)




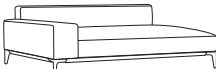



※表示価格は日本国内のみ有効です。

ERA <ディープ> エラ

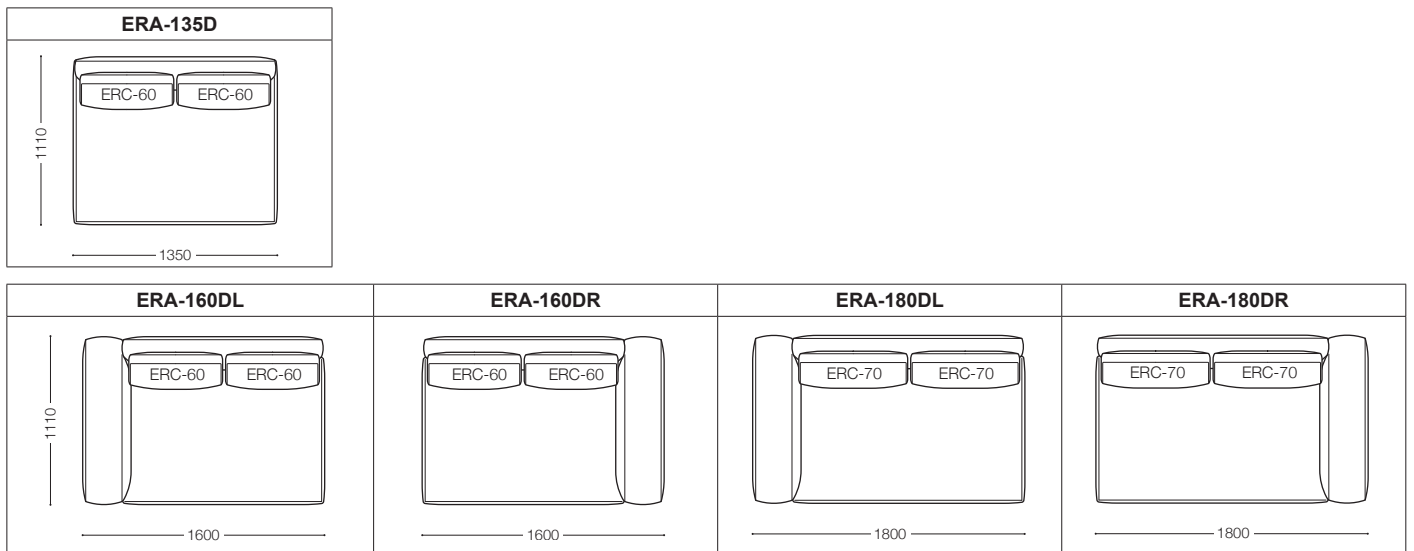
Design : C.O.D. / シー・オー・ディー



品名 / サイズ	品番	価格 ¥									
		nude	F2	F3	F4	F5	F6	L1	L2	L3	L4
ディープ 135 アームレスソファ  W.1350 D.1110 H.630 SH.390	ERA-135DN (MGY) (ヌード)	403,000 (443,300)									
	ERA-135DFCV (フレームカバー)	12,000 (13,200)	14,000 (15,400)	15,000 (16,500)	17,000 (18,700)	18,000 (19,800)	31,000 (34,100)	39,000 (42,900)	58,000 (63,800)	65,000 (71,500)	
	ERA-135DCV (カバー)	51,000 (56,100)	74,000 (81,400)	87,000 (95,700)	100,000 (110,000)	111,000 (122,100)	212,000 (233,200)	290,000 (319,000)	470,000 (517,000)	530,000 (583,000)	
	ERA-135DN (MGY)+135DFCV+135DCV	466,000 (512,600)	491,000 (540,100)	505,000 (555,500)	520,000 (572,000)	532,000 (585,200)	646,000 (710,600)	732,000 (805,200)	931,000 (1,024,100)	998,000 (1,097,800)	
	クッションセット価格例	542,000 (596,200)	573,000 (630,300)	591,000 (650,100)	610,000 (671,000)	626,000 (688,600)	774,000 (851,400)	884,000 (972,400)	1,135,000 (1,248,500)	1,218,000 (1,339,800)	
ディープ 160 左アームソファ  W.1600 D.1110 H.630 SH.390	ERA-160DLN (MGY) (ヌード)	465,000 (511,500)									
	ERA-160DLFCV (フレームカバー)	12,000 (13,200)	15,000 (16,500)	17,000 (18,700)	18,000 (19,800)	20,000 (22,000)	34,000 (37,400)	45,000 (49,500)	67,000 (73,700)	75,000 (82,500)	
	ERA-160DLCV (カバー)	60,000 (66,000)	87,000 (95,700)	102,000 (112,200)	117,000 (128,700)	130,000 (143,000)	245,000 (269,500)	335,000 (368,500)	539,000 (592,900)	607,000 (667,700)	
	ERA-160DLN (MGY)+160DLFCV+160DLCV	537,000 (590,700)	567,000 (623,700)	584,000 (642,400)	600,000 (660,000)	615,000 (676,500)	744,000 (818,400)	845,000 (929,500)	1,071,000 (1,178,100)	1,147,000 (1,261,700)	
	クッションセット価格例	613,000 (674,300)	649,000 (713,900)	670,000 (737,000)	690,000 (759,000)	709,000 (779,900)	872,000 (959,200)	997,000 (1,096,700)	1,275,000 (1,402,500)	1,367,000 (1,503,700)	
ディープ 160 右アームソファ  W.1600 D.1110 H.630 SH.390	ERA-160DRN (MGY) (ヌード)	465,000 (511,500)									
	ERA-160DRFCV (フレームカバー)	12,000 (13,200)	15,000 (16,500)	17,000 (18,700)	18,000 (19,800)	20,000 (22,000)	34,000 (37,400)	45,000 (49,500)	67,000 (73,700)	75,000 (82,500)	
	ERA-160DRCV (カバー)	60,000 (66,000)	87,000 (95,700)	102,000 (112,200)	117,000 (128,700)	130,000 (143,000)	245,000 (269,500)	335,000 (368,500)	539,000 (592,900)	607,000 (667,700)	
	ERA-160DRN (MGY)+160DRFCV+160DRCV	537,000 (590,700)	567,000 (623,700)	584,000 (642,400)	600,000 (660,000)	615,000 (676,500)	744,000 (818,400)	845,000 (929,500)	1,071,000 (1,178,100)	1,147,000 (1,261,700)	
	クッションセット価格例	613,000 (674,300)	649,000 (713,900)	670,000 (737,000)	690,000 (759,000)	709,000 (779,900)	872,000 (959,200)	997,000 (1,096,700)	1,275,000 (1,402,500)	1,367,000 (1,503,700)	
ディープ 180 左アームソファ  W.1800 D.1110 H.630 SH.390	ERA-180DLN (MGY) (ヌード)	502,000 (552,200)									
	ERA-180DLFCV (フレームカバー)	13,000 (14,300)	16,000 (17,600)	18,000 (19,800)	19,000 (20,900)	21,000 (23,100)	36,000 (39,600)	46,000 (50,600)	69,000 (75,900)	76,000 (83,600)	
	ERA-180DLCV (カバー)	68,000 (74,800)	99,000 (108,900)	117,000 (128,700)	134,000 (147,400)	150,000 (165,000)	285,000 (313,500)	392,000 (431,200)	634,000 (697,400)	714,000 (785,400)	
	ERA-180DLN (MGY)+180DLFCV+180DLCV	583,000 (641,300)	617,000 (678,700)	637,000 (700,700)	655,000 (720,500)	673,000 (740,300)	823,000 (905,300)	940,000 (1,034,000)	1,205,000 (1,325,500)	1,292,000 (1,421,200)	
	クッションセット価格例	667,000 (733,700)	711,000 (782,100)	741,000 (815,100)	765,000 (841,500)	789,000 (867,900)	993,000 (1,092,300)	1,150,000 (1,265,000)	1,505,000 (1,655,500)	1,622,000 (1,784,200)	
ディープ 180 右アームソファ  W.1800 D.1110 H.630 SH.390	ERA-180DRN (MGY) (ヌード)	502,000 (552,200)									
	ERA-180DRFCV (フレームカバー)	13,000 (14,300)	16,000 (17,600)	18,000 (19,800)	19,000 (20,900)	21,000 (23,100)	36,000 (39,600)	46,000 (50,600)	69,000 (75,900)	76,000 (83,600)	
	ERA-180DRCV (カバー)	68,000 (74,800)	99,000 (108,900)	117,000 (128,700)	134,000 (147,400)	150,000 (165,000)	285,000 (313,500)	392,000 (431,200)	634,000 (697,400)	714,000 (785,400)	
	ERA-180DRN (MGY)+180DRFCV+180DRCV	583,000 (641,300)	617,000 (678,700)	637,000 (700,700)	655,000 (720,500)	673,000 (740,300)	823,000 (905,300)	940,000 (1,034,000)	1,205,000 (1,325,500)	1,292,000 (1,421,200)	
	クッションセット価格例	667,000 (733,700)	711,000 (782,100)	741,000 (815,100)	765,000 (841,500)	789,000 (867,900)	993,000 (1,092,300)	1,150,000 (1,265,000)	1,505,000 (1,655,500)	1,622,000 (1,784,200)	

- 不適合張り地がありますので、予めご了承下さい。
- 脚部はアルミ 粉体塗装 メタリックグレーになります。
- 製造納期3週間(革仕様、一部生地の場合は4~5週間)

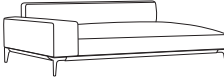



ERA クッションガイド(クッションについてはP.6をご参照下さい。)



※表示価格は日本国内のみ有効です。

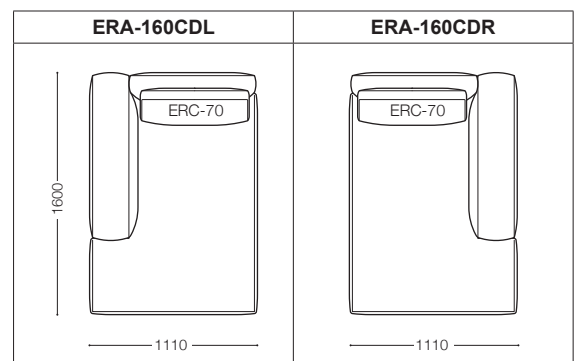
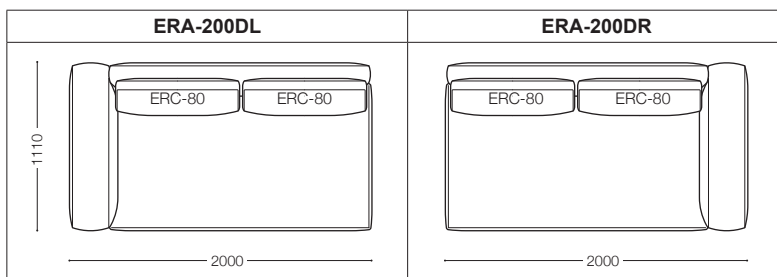
ERA 〈ディープ〉 エラ
Design : C.O.D. / シー・オー・ディー



品名 / サイズ	品番	価格 ¥ [本体価格 (税込価格)]									
		nude	F2	F3	F4	F5	F6	L1	L2	L3	L4
ディープ 200 左アームソファ  W.2000 D.1110 H.630 SH.390	ERA-200DLN (MGY) (ヌード)	561,000 (617,100)									
	ERA-200DLFCV (フレームカバー)	15,000 (16,500)	18,000 (19,800)	20,000 (22,000)	23,000 (25,300)	24,000 (26,400)	40,000 (44,000)	52,000 (57,200)	79,000 (86,900)	88,000 (96,800)	
	ERA-200DLCV (カバー)	69,000 (75,900)	100,000 (110,000)	118,000 (129,800)	136,000 (149,600)	151,000 (166,100)	287,000 (315,700)	394,000 (433,400)	636,000 (699,600)	717,000 (788,700)	
	ERA-200DLN (MGY) +200DLFCV+200DLCV	645,000 (709,500)	679,000 (746,900)	699,000 (768,900)	720,000 (792,000)	736,000 (809,600)	888,000 (976,800)	1,007,000 (1,107,700)	1,276,000 (1,403,600)	1,366,000 (1,502,600)	
	クッションセット価格例	733,000 (806,300)	777,000 (854,700)	807,000 (887,700)	834,000 (917,400)	856,000 (941,600)	1,062,000 (1,168,200)	1,221,000 (1,343,100)	1,580,000 (1,738,000)	1,700,000 (1,870,000)	
ディープ 200 右アームソファ  W.2000 D.1110 H.630 SH.390	ERA-200DRN (MGY) (ヌード)	561,000 (617,100)									
	ERA-200DRFCV (フレームカバー)	15,000 (16,500)	18,000 (19,800)	20,000 (22,000)	23,000 (25,300)	24,000 (26,400)	40,000 (44,000)	52,000 (57,200)	79,000 (86,900)	88,000 (96,800)	
	ERA-200DRCV (カバー)	69,000 (75,900)	100,000 (110,000)	118,000 (129,800)	136,000 (149,600)	151,000 (166,100)	287,000 (315,700)	394,000 (433,400)	636,000 (699,600)	717,000 (788,700)	
	ERA-200DRN (MGY) +200DRFCV+200DRCV	645,000 (709,500)	679,000 (746,900)	699,000 (768,900)	720,000 (792,000)	736,000 (809,600)	888,000 (976,800)	1,007,000 (1,107,700)	1,276,000 (1,403,600)	1,366,000 (1,502,600)	
	クッションセット価格例	733,000 (806,300)	777,000 (854,700)	807,000 (887,700)	834,000 (917,400)	856,000 (941,600)	1,062,000 (1,168,200)	1,221,000 (1,343,100)	1,580,000 (1,738,000)	1,700,000 (1,870,000)	
ディープ リラックス 160 左アームソファ  W.1110 D.1600 H.630 SH.390	ERA-160CDLN (MGY) (ヌード)	475,000 (522,500)									
	ERA-160CDLFCV (フレームカバー)	11,000 (12,100)	13,000 (14,300)	14,000 (15,400)	16,000 (17,600)	17,000 (18,700)	29,000 (31,900)	37,000 (40,700)	56,000 (61,600)	62,000 (68,200)	
	ERA-160CDLCV (カバー)	55,000 (60,500)	77,000 (84,700)	90,000 (99,000)	102,000 (112,200)	113,000 (124,300)	212,000 (233,200)	287,000 (315,700)	457,000 (502,700)	514,000 (565,400)	
	ERA-160CDLN (MGY) +160CDLFCV+160CDLCV	541,000 (595,100)	565,000 (621,500)	579,000 (636,900)	593,000 (652,300)	605,000 (665,500)	716,000 (787,600)	799,000 (878,900)	988,000 (1,086,800)	1,051,000 (1,156,100)	
	クッションセット価格例	583,000 (641,300)	612,000 (673,200)	631,000 (694,100)	648,000 (712,800)	663,000 (729,300)	801,000 (881,100)	904,000 (994,400)	1,138,000 (1,251,800)	1,216,000 (1,337,600)	
ディープ リラックス 160 右アームソファ  W.1110 D.1600 H.630 SH.390	ERA-160CDRN (MGY) (ヌード)	475,000 (522,500)									
	ERA-160CDRFCV (フレームカバー)	11,000 (12,100)	13,000 (14,300)	14,000 (15,400)	16,000 (17,600)	17,000 (18,700)	29,000 (31,900)	37,000 (40,700)	56,000 (61,600)	62,000 (68,200)	
	ERA-160CDRCV (カバー)	55,000 (60,500)	77,000 (84,700)	90,000 (99,000)	102,000 (112,200)	113,000 (124,300)	212,000 (233,200)	287,000 (315,700)	457,000 (502,700)	514,000 (565,400)	
	ERA-160CDRN (MGY) +160CDRFCV+160CDRCV	541,000 (595,100)	565,000 (621,500)	579,000 (636,900)	593,000 (652,300)	605,000 (665,500)	716,000 (787,600)	799,000 (878,900)	988,000 (1,086,800)	1,051,000 (1,156,100)	
	クッションセット価格例	583,000 (641,300)	612,000 (673,200)	631,000 (694,100)	648,000 (712,800)	663,000 (729,300)	801,000 (881,100)	904,000 (994,400)	1,138,000 (1,251,800)	1,216,000 (1,337,600)	

- 不適合張り地がありますので、予めご了承下さい。
- 脚部はアルミ 粉体塗装 メタリックグレーになります。
- 製造納期3週間(革仕様、一部生地の場合は4~5週間)

ERA クッションガイド(クッションについてはP.6をご参照下さい。)





※表示価格は日本国内のみ有効です。

ERA

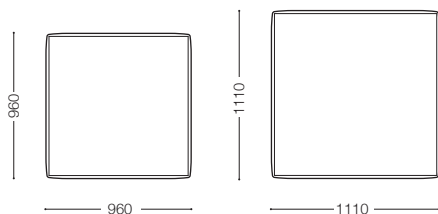
エラ
Design : C.O.D. / シー・オー・ディー



品名 / サイズ	品番	価格 ¥ [本体価格 (税込価格)]									
		nude	F2	F3	F4	F5	F6	L1	L2	L3	L4
95 シート  W.960 D.960 H.390	ERA-95N(MGY) (ヌード)	281,000 (309,100)									
	ERA-95FCV(フレームカバー)	10,000 (11,000)	12,000 (13,200)	13,000 (14,300)	14,000 (15,400)	16,000 (17,600)	27,000 (29,700)	35,000 (38,500)	54,000 (59,400)	60,000 (66,000)	
	ERA-95CV(カバー)	24,000 (26,400)	34,000 (37,400)	39,000 (42,900)	46,000 (50,600)	50,000 (55,000)	95,000 (104,500)	130,000 (143,000)	209,000 (229,900)	236,000 (259,600)	
	ERA-95N(MGY)+95FCV+95CV	315,000 (346,500)	327,000 (359,700)	333,000 (366,300)	341,000 (375,100)	347,000 (381,700)	403,000 (443,300)	446,000 (490,600)	544,000 (598,400)	577,000 (634,700)	
110 シート  W.1110 D.1110 H.390	ERA-110N(MGY) (ヌード)	308,000 (338,800)									
	ERA-110FCV(フレームカバー)	11,000 (12,100)	13,000 (14,300)	14,000 (15,400)	15,000 (16,500)	16,000 (17,600)	28,000 (30,800)	36,000 (39,600)	55,000 (60,500)	61,000 (67,100)	
	ERA-110CV(カバー)	26,000 (28,600)	36,000 (39,600)	42,000 (46,200)	49,000 (53,900)	54,000 (59,400)	101,000 (111,100)	139,000 (152,900)	224,000 (246,400)	252,000 (277,200)	
	ERA-110N(MGY)+110FCV+110CV	345,000 (379,500)	357,000 (392,700)	364,000 (400,400)	372,000 (409,200)	378,000 (415,800)	437,000 (480,700)	483,000 (531,300)	587,000 (645,700)	621,000 (683,100)	

- 不適合張り地がありますので、予めご了承下さい。
- 脚部はアルミ 粉体塗装 メタリックグレーになります。
- 製造納期3週間(革仕様、一部生地の場合は4~5週間)







シート



※表示価格は日本国内のみ有効です。

ERA

エラ
Design : C.O.D. / シー・オー・ディー

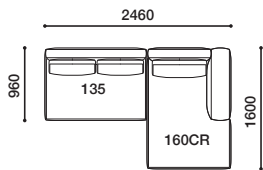
品名 / サイズ	品番	価格 ¥ [本体価格 (税込価格)]									
		nude	F2	F3	F4	F5	F6	L1	L2	L3	L4
クッション  W.600 H.450 T.180	ERC-60N(ヌード)	27,000 (29,700)									
	ERC-60CV(カバー)		11,000 (12,100)	14,000 (15,400)	16,000 (17,600)	18,000 (19,800)	20,000 (22,000)	37,000 (40,700)	49,000 (53,900)	75,000 (82,500)	83,000 (91,300)
	ERC-60N+60CV		38,000 (41,800)	41,000 (45,100)	43,000 (47,300)	45,000 (49,500)	47,000 (51,700)	64,000 (70,400)	76,000 (83,600)	102,000 (112,200)	110,000 (121,000)
クッション  W.700 H.450 T.180	ERC-70N(ヌード)	28,000 (30,800)									
	ERC-70CV(カバー)		14,000 (15,400)	19,000 (20,900)	24,000 (26,400)	27,000 (29,700)	30,000 (33,000)	57,000 (62,700)	77,000 (84,700)	122,000 (134,200)	137,000 (150,700)
	ERC-70N+70CV		42,000 (46,200)	47,000 (51,700)	52,000 (57,200)	55,000 (60,500)	58,000 (63,800)	85,000 (93,500)	105,000 (115,500)	150,000 (165,000)	165,000 (181,500)
クッション  W.800 H.450 T.180	ERC-80N(ヌード)	29,000 (31,900)									
	ERC-80CV(カバー)		15,000 (16,500)	20,000 (22,000)	25,000 (27,500)	28,000 (30,800)	31,000 (34,100)	58,000 (63,800)	78,000 (85,800)	123,000 (135,300)	138,000 (151,800)
	ERC-80N+80CV		44,000 (48,400)	49,000 (53,900)	54,000 (59,400)	57,000 (62,700)	60,000 (66,000)	87,000 (95,700)	107,000 (117,700)	152,000 (167,200)	167,000 (183,700)
クッション  W.540 H.520 T.160	ERC-S55N(ヌード)	30,000 (33,000)									
	ERC-S55CV(カバー)		14,000 (15,400)	17,000 (18,700)	19,000 (20,900)	21,000 (23,100)	23,000 (25,300)	41,000 (45,100)	53,000 (58,300)	80,000 (88,000)	89,000 (97,900)
	ERC-S55N+S55CV		44,000 (48,400)	47,000 (51,700)	49,000 (53,900)	51,000 (56,100)	53,000 (58,300)	71,000 (78,100)	83,000 (91,300)	110,000 (121,000)	119,000 (130,900)
クッション  W.450 H.450 T.120	ERC-M45N(ヌード)	12,000 (13,200)									
	ERC-M45CV(カバー)		10,000 (11,000)	13,000 (14,300)	14,000 (15,400)	16,000 (17,600)	17,000 (18,700)	31,000 (34,100)	41,000 (45,100)	65,000 (71,500)	72,000 (79,200)
	ERC-M45N+M45CV		22,000 (24,200)	25,000 (27,500)	26,000 (28,600)	28,000 (30,800)	29,000 (31,900)	43,000 (47,300)	53,000 (58,300)	77,000 (84,700)	84,000 (92,400)
クッション  W.600 H.600 T.140	ERC-M60N(ヌード)	18,000 (19,800)									
	ERC-M60CV(カバー)		16,000 (17,600)	23,000 (25,300)	27,000 (29,700)	31,000 (34,100)	34,000 (37,400)	65,000 (71,500)	89,000 (97,900)	143,000 (157,300)	161,000 (177,100)
	ERC-M60N+M60CV		34,000 (37,400)	41,000 (45,100)	45,000 (49,500)	49,000 (53,900)	52,000 (57,200)	83,000 (91,300)	107,000 (117,700)	161,000 (177,100)	179,000 (196,900)

- 不適合張り地がありますので、予めご了承下さい。
- 製造納期3週間(革仕様、一部生地の場合は4~5週間)

ERA SET EXAMPLE (S=1/100)

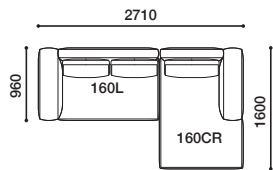
F4ランク張り地の場合の価格です。

ERA-135・160CR



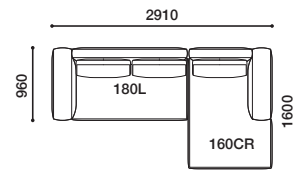
1,190,000
(1,309,000)

ERA-160L・160CR



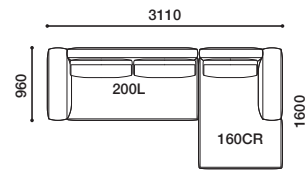
1,263,000
(1,389,300)

ERA-180L・160CR



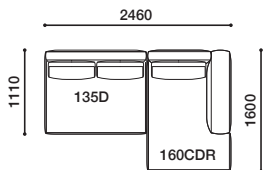
1,325,000
(1,457,500)

ERA-200L・160CR



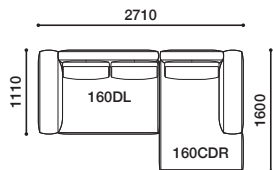
1,397,000
(1,536,700)

ERA-135D・160CDR



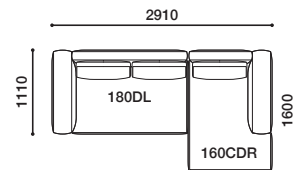
1,222,000
(1,344,200)

ERA-160DL・160CDR



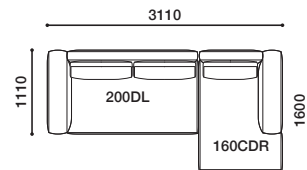
1,301,000
(1,431,100)

ERA-180DL・160CDR



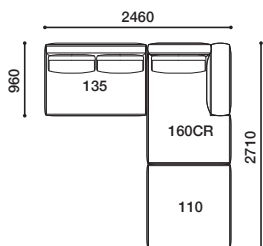
1,372,000
(1,509,200)

ERA-200DL・160CDR



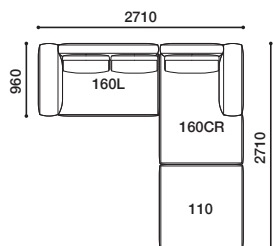
1,438,000
(1,581,800)

ERA-135・160CR・110



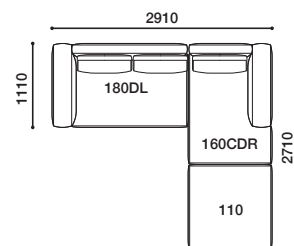
1,554,000
(1,709,400)

ERA-160L・160CR・110



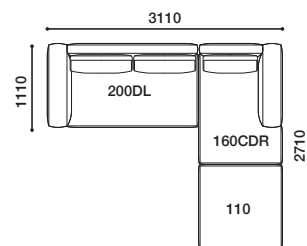
1,627,000
(1,789,700)

ERA-180DL・160CDR・110



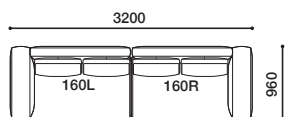
1,736,000
(1,909,600)

ERA-200DL・160CDR・110



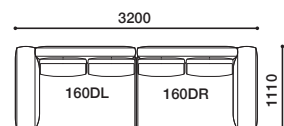
1,802,000
(1,982,200)

ERA-160L・160R



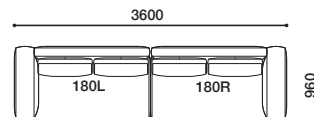
1,276,000
(1,403,600)

ERA-160DL・160DR



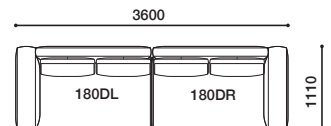
1,340,000
(1,474,000)

ERA-180L・180R



1,400,000
(1,540,000)

ERA-180DL・180DR



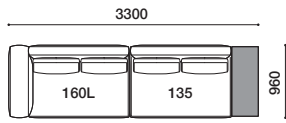
1,482,000
(1,630,200)

※表示価格は日本国内のみ有効です。

ERA SET EXAMPLE (S=1/100)

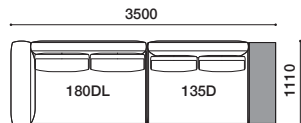
F4ランク張り地の場合の価格です。
グレー網掛け部分は、ERAテーブルとの組み合わせ例

ERA-160L・135



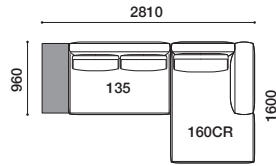
1,203,000
(1,323,300)

ERA-180DL・135D



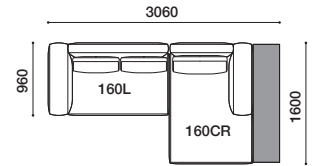
1,332,000
(1,465,200)

ERA-135・160CR



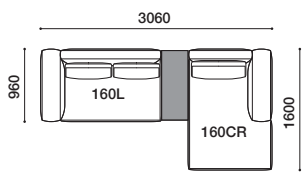
1,190,000
(1,309,000)

ERA-160L・160CR



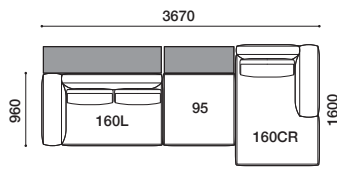
1,263,000
(1,389,300)

ERA-160L・160CR



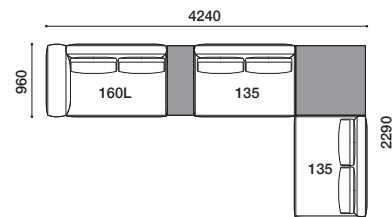
1,263,000
(1,389,300)

ERA-160L・95・160CR



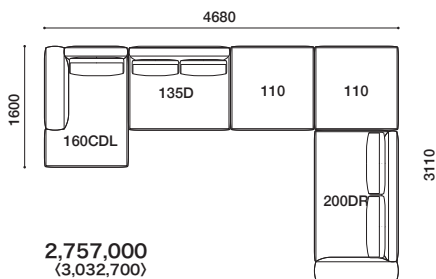
1,596,000
(1,755,600)

ERA-160L・135・135



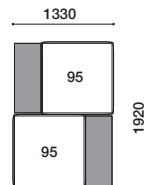
1,768,000
(1,944,800)

ERA-160CDL・135D・110・110・200DR



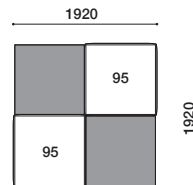
2,757,000
(3,032,700)

ERA-95・95



666,000
(732,600)

ERA-95・95



666,000
(732,600)